



GEORGES RIVER COMBINED
COUNCILS' COMMITTEE INC.

ANNUAL REPORT 2014 - 2015



www.georgesriver.org.au

 Georges River

GEORGES RIVER CATCHMENT AND GRCCC MEMBER COUNCILS



TABLE OF CONTENTS

Chairperson's Foreword	4
Program Manager's Report	6
GRCCC Executive Group Summary, 2014-15	8
GRCCC PROGRAMS	
Riverkeeper Program	10
Estuary Management Program	13
River Health Monitoring Program	15
Communications & Engagement Activities	18
FINANCIAL STATEMENTS, 2014 - 2015	
GRCCC Financial Statement	20
Independent Auditor's Report	31
APPENDICES	
A. GRCCC Representation on Partner Programs	33
B. GRCCC Meetings 2014-15 and Member Council Representation	34
C. Election of Office Bearers, 30 October 2014	36
D. GRCCC Member Councils	37
E. Participating Organisations	38
F. GRCCC Program Cluster Members	40
G. Riverkeeper Program Work Sites	42

CHAIRPERSON'S FOREWORD



It has been a busy and exciting year for the GRCCC. The team at the GRCCC have successfully implemented significant changes to our Award winning core on ground programs and delivered a solid performance over the year.

The GRCCC Riverkeeper Program, co-ordinated by Tony Wales collected 99.7 tonnes of rubbish this year from our river. The program also saw the implementation of four new on ground bush regeneration teams including the Aboriginal Riverkeeper Team and three Green Army Teams working across the Upper, Mid and Lower Georges River. This has strengthened the GRCCC biodiversity conservation outcomes and helped to rehabilitate vast areas of bushland along the Georges River. I thank all four teams and Corrective Services NSW for its commitment to the Program. Similarly, I acknowledge the National Parks and Wildlife Service for the use of their premises as our Riverkeeper headquarters at Revesby.

The River Health program continues to provide member councils with valuable water quality data and engages numerous community groups, volunteers, school children and Council staff while undertaking field sampling. The changes implemented to the program see continual improvement to ensure it is a best practice ecological monitoring program.

The GRCCC was also successful in obtaining a new Greater Sydney Local Land Services Grant to engage a bush regeneration company to restore high priority bushland on Council sites. This grant will be delivered over the 2015-16 period.

The GRCCC has been involved in numerous advocacy and lobbying actions and communications and engagement activities over the year. We saw the delivery of the River Health and Riverkeeper Report Cards, Annual Reports and Executive Summaries. We have also attended and organised numerous events, volunteer engagements and presentations, engaged the media and managed the GRCCC website. This has raised both the GRCCC and member Councils profile and highlighted our joint efforts to improve the overall health of the Georges River and the broader catchment.

I would like to thank GRCCC staff including the Programs Manager, Svetlana Kotevska, Riverkeeper Program Coordinator, Tony Wales, former River Health Coordinator, Claire Evans and David Reid (current coordinator) and Lisa Smith, Administration Assistant for their hard work and commitment to the GRCCC.

I thank the GRCCC Executive Group members, Ms Alison Hanlon and Councillors Peter Scaysbrook and Councillor Andrew Tsounis for their ongoing support of the GRCCC through their regular participation at monthly Executive Meetings and bi-monthly Committee meetings and their invaluable input and ideas. On behalf of all member Councils, I thank Hurstville City Council for hosting the GRCCC since 2009. This has helped manage our financial, assets and human resources, ensured good governance and efficient operations. The GRCCC is a strong incorporated association of nine member Councils and this will continue into the future. I would like to extend my appreciation to all our member Councillors, staff, community representatives, stakeholders and partner organisations for their enthusiasm and support, assistance, attending our meetings and sharing responsibility for the environmental management of the Georges River.

Cr Naji Peter Najjar
GRCCC Chairperson



PROGRAM MANAGER'S REPORT



Over the year, the GRCCC has demonstrated that it is working hard towards improving the overall condition of the Georges River. Our on ground works programs, advocacy and community engagement activities have made significant progress towards addressing our overall vision and mission statement for the Georges River that are:

Vision: For the Georges River to be a balanced ecosystem that an engaged community can enjoy

Mission: For the GRCCC to be an effective not-for-profit organisation which advocates by developing programs and partnerships, and by lobbying government organisations and other stakeholders to protect, conserve and enhance the Georges River

The GRCCC major focus over 2014-2015 was the delivery of our highly reputable and successful on ground works programs and implementation of key program changes. This includes the recommendations of the River Health review to further advance our River Health ecological monitoring program and ensure it represents best practice.

The GRCCC Riverkeeper Program was successful in attracting significant additional resources and grants from the Australian Government. As a result the year was characterized by implementing and establishing the new grant and projects. This includes setting up the 3 year plan and Aboriginal and Project Steering Committees for the Australian Governments \$1.78 million Biodiversity Fund grant project called 'Building Indigenous Knowledge and Skills to Restore Urban Waterways'. This project sees a team of young Aboriginal trainees working across the Georges River catchment to restore and rehabilitate bushland and work commenced in July 2014.

The GRCCC also successfully applied for three Green Army Teams under the Australian Government Green Army programme. The GRCCC coordinates their work for member Councils across the Georges River catchment. Work commenced in October 2014.

Together, these grants and programs have brought in significantly more resources and value to each of our member Councils. The programs have also advanced our environmental outcomes in accordance with the GRCCC strategic framework and our plans and policies including the Management and Implementation Plan and the NSW State Plan targets for natural resource management.

The GRCCC submitted a successful Expression of Interest to the Greater Sydney Local Land Services to engage an Aboriginal (preferred) bush regeneration team to protect endangered and threatened flora and fauna including Koala and Flying Fox habitat. This project will be delivered in the forthcoming year.

The GRCCC developed briefs and managed multiple contracts on behalf of our member Councils. This includes contractors involved in estuarine and freshwater monitoring and also producing the Statistical Study and report cards for the River Health program.

The GRCCC \$1.78 million Biodiversity Grant Program involves managing multiple contracts for the Aboriginal Riverkeeper Teams and coordinating on ground works for member Councils. We have worked closely with Aboriginal community in the catchment to run events, do Aboriginal cultural heritage assessments, and engage the trainees. I am

grateful to the Aboriginal community for their support and improving our understanding of Aboriginal culture and ecological management.

The certification by the Minister of the Georges River Coastal Zone Management Plan was a significant achievement for member Councils and the Estuary management program. Councils have been implementing the recommended actions in the CZMP and three members were successful with their estuary management grant applications to the State Government.

The GRCCC communications and engagement activities saw the delivery of the Annual Report and Executive Summary, maintenance of the GRCCC website, the issue of numerous media releases and attraction of positive media attention. The GRCCC staff attended and co-ordinated numerous events and engagement activities including volunteer days and presentations helping to raise awareness on the importance of protecting the Georges River and raising the profile of the work of the GRCCC and its member Councils.

The GRCCC is grateful to our program partners and stakeholders as our partnerships provide a strong program base and add considerable value to our on ground environmental outcomes. A special mention goes to Corrective Services NSW for the ongoing successful partnership with our Riverkeeper program. This saw the removal of significant volumes of rubbish across the catchment and its prevention from entering the Georges River. Similarly, working with the Georges River Environment Education Centre on our Community River Health Monitoring program sees continual engagement of schools and students in the field, further educating the community on the value of the Georges River.

The GRCCC has also been proactive in advocating on behalf of our members, meeting with State and Federal Members of Parliament, making numerous submissions on issues of concern to members and influencing government strategic policy developments.

I thank the highly skilled and experienced team at the GRCCC including Tony Wales, Lisa Smith and Claire Evans (former River Health Coordinator) and now David Reid, whose hard work, dedication, and professionalism has resulted in the delivery of the on ground program outcomes we see. To all our members on the committee and community representatives, I thank you for your help and commitment to our programs. I would also like to acknowledge the hard work and commitment of the GRCCC's Executive Group, whom meet monthly including Cr Naji Peter Najjar (Chair- Bankstown City Council), Cr Peter Ristevski (Liverpool City Council – former Treasurer), Cr Peter Scaysbrook (Vice-Chair, Sutherland Shire Council), Cr Andrew Tsounis (Rockdale City Council- current Treasurer/Public Officer) and Alison Hanlon, host Council Manager Environmental Sustainability at Hurstville City Council. Their ongoing commitment and support to the GRCCC is invaluable as is the support of our current hosts Hurstville City Council whom have greatly assisted the GRCCC and I am grateful for their support. The GRCCC strong governance structure as an Incorporated Association, together with our ability to deliver on ground works and add considerable value to environmental outcomes on behalf of our members, will ensure we are resilient and able to adapt to any changes our member Councils may experience in the future as a result of the NSW Governments proposed restructure of local government in NSW.

Svetlana Kotevska
GRCCC Program Manager



GRCCC EXECUTIVE GROUP SUMMARY

The Executive Group are a dedicated team of of three member Councillors supported by the GRCCC Programs Manager and the Hurstville City Council host Manager. At the Annual General Meeting, nominations are sought from Councillors each year for three positions on the Executive Group including the Chairperson, Vice-Chairperson and Treasurer/Public officer.

During 2014-15, the Executive Group focused on delivery of the Committee's Management and Implementation Plan, and in particular the financial, business and operational management of the GRCCC. The group has worked hard to ensure the GRCCC continues to plan for and meet the long term strategic needs of the Committee's programs. The Executive also oversees issues such as staffing, financial and governance matters. A snapshot of each GRCCC Executive Group member over the year is highlighted below.



Cr Naji Peter Najjar
Chairperson

COUNCILLOR NAJI PETER NAJJAR

GRCCC Chairperson since 2012, Cr Najjar has been an active and committed member on the GRCCC Executive since 2009. Cr Najjar has acted in both Vice-Chairperson and Chairperson capacities. Cr Najjar is proactive on advocating for the protection of the Georges River on behalf of the GRCCC and its members. He is very supportive of the GRCCC efforts to showcase our important work to our members and the community at large to improve awareness of the Georges River for instance through our events and community engagement activities such as Clean Up Australia Day. Cr Najjar brings his experience as a member of several Council catchment groups to the GRCCC as he is a representative on a number of regional committees.



Cr Peter Scaysbrook
Vice Chairperson

COUNCILLOR PETER SCAYSBROOK

Councillor Peter Scaysbrook has been an active member of the GRCCC Executive since 2012 as Vice-Chairperson. Cr Scaysbrook regularly provides advice and ideas at our monthly meetings to ensure the management and functioning of the GRCCC is effective and to ensure our advocacy efforts are targeted. Cr Scaysbrook solid commitment to the GRCCC ensures we operate in accordance with the Executive Terms of Reference and Code of Conduct. Cr Scaysbrook has also provided ongoing advice and support ensuring the GRCCC direction into the future remains strong and that the organisation is equipped with the resources and prepared for changes that may impact on our operations.



Cr Andrew Tsounis
Treasurer

COUNCILLOR ANDREW TSOUNIS

Councillor Andrew Tsounis is the GRCCC newest member, in the role of Public Officer and Treasurer. He joined the Executive Group at the AGM on 30th October 2014 as he was keen to gain a more intimate understanding of the GRCCC programs and operations after meeting with the Executive at the monthly meetings that rotate across the catchment. Cr Tsounis as Treasurer, provides regular bi-monthly Treasurer's reports to the committee; presents the Annual budgets and also assists with monitoring the GRCCC monthly financial statements. Cr Tsounis is proactive with advising the GRCCC on local environmental issues impacting the Georges River and has indicated he is impressed with the GRCCC good governance and financial management structure.

ALISON HANLON

As the Hurstville City Council host Manager, and former GRCCC Program Manager, Ms Alison Hanlon has provided invaluable and ongoing advice and support to the GRCCC Program Manager. As a valued Executive Group member, Alison has helped to oversee the management and functions of the GRCCC between meetings by providing input and strategic advice. As host Council manager, she has supported the GRCCC on Assessment and Selection Panels for staff recruitment and contract procurement. Also Alison has actively been involved with the Executive and Committee ensuring good governance, accountability and transparency of decision making and providing regular input into reporting and budgetary matters as required by the Programs Manager.

SVETLANA KOTEVSKA

Svetlana Kotevska, Program Manager ensures the GRCCC operates in accordance with Association Incorporations Act 2009, the governance and financial management framework in place and also that the GRCCC core programs are delivered in accordance with our Grant milestones and Management and Implementation Plan. Svetlana has also engaged with numerous stakeholders, liaising with Council officers to improve our programs and develop partnerships and networks with other organisations. Svetlana also organises the Bi monthly Committee Meetings and monthly Executive Meetings, including presenters and monthly Financial Statements and Treasurer Reports; Estuary Management program report and Executive Outcome Report updates and advises of matters impacting the Georges River that the Committee can jointly lobby and advocate on and explores and applies for grant funding opportunities. Svetlana also prepares annual budgets, monitors the audited financial statements, prepares the Annual Report and Annual General Meetings; oversees the GRCCC programs including River Health and Riverkeeper programs and assists with Report Cards preparation and Program Cluster Technical Groups and manages the Steering Committees for the Biodiversity Grant fund.

Svetlana Kotevska
GRCCC Program Manager

RIVERKEEPER PROGRAM

KEY RIVERKEEPER MILESTONES IN 2014 / 2015

Collection of 99.4 tonne of rubbish

169,280 m² of bush regeneration in remnant bushland within the river catchment

42,815 plantings

38,417 community volunteer hours

A total of 27.3 hours of community engagement via education and promotional activity

Successful startup and delivery of the Clean Energy Future Biodiversity Fund grant project incorporating the Aboriginal Riverkeeper Team and related contractors

Successful startup and delivery of three Green Army teams over two stages (Stage 1: October 2014 to March 2015 and Stage 2: April to September 2015)

The 2014/2015 year has seen a substantial increase in labour resources for the Riverkeeper Program. Additional resources have been added under the Australian Government's Clean Energy Future Biodiversity Fund grant for the Aboriginal Riverkeeper Team and related contractors as well as three Green Army Teams.

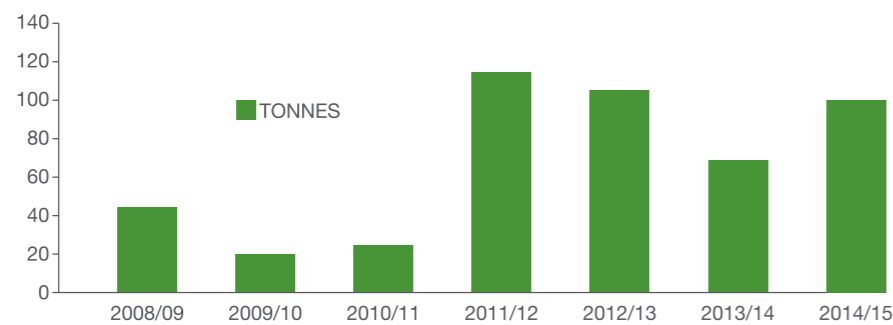
Total resource hours available to the Program in 2014/2015 totalled 39,695 hours compared to 17,812 hours in the previous year, a 123% increase year on year.

Rubbish Removal increased from 70.2 tonne in 2013/2014 to 99.4 tonne in 2014/2015, a 42% increase.

The majority of extra resource hours were directed into bush regeneration activities with 13.2 hectares of primary weeding and 3.8 hectares of maintenance weeding.

For the fourth consecutive year the Riverkeeper Program has delivered rubbish collection results significantly above results in previous periods. Figure 1 below shows the annual rubbish collection for the six year period from 2008/09 to 2014/15.

Figure 1: Annual Riverkeeper Rubbish Collection (Tonnes) for Georges River Catchment ANNUAL RUBBISH COLLECTION



RIVERKEEPER PROGRAM

Table 1 shows the allocation of Riverkeeper team resources (Corrective Services and Green Army) and the rubbish removal results for each local government area. A total of 99,432 kilograms was removed by the program using 19,481 hours.

Table 1: Rubbish Collection by Local Government Area RIVERKEEPER RUBBISH COLLECTION SUMMARY - BY LGA

LGA	No. Allocated Days	Total Sites Visited	Volunteer Hours	Bags Collected	Bag Weight Kilograms	Extra Kilograms #	Total Kilograms	Downriver Waste Movement Reduction
Bankstown	48	231	2932	1063	15939	64	16003	55434
Campbelltown	35	183	2452	801	12015	1006	13081	0
Fairfield	57	242	3321	1205	18068	341	18409	37025
Hurstville	33	126	1691	408	6120	162	6282	71887
Kogarah	35	192	1838	430	6443	250	6693	78169
Liverpool	49	221	3270	1376	20640	3304	23944	13081
Rockdale	38	169	2088	499	7478	504	7982	84861
Sutherland	36	176	1811	427	6409	181	6590	78169
NPWS	0	0	79	26	390	60	450	
TOTAL	331	1540	19481	6233	93500	5932	99432	

Extra Kilograms = large items that can't be bagged. Eg. Shopping trolleys, crates, tyres and wheels, lounges, metal sheeting etc. Note: Each Council has an equal allocation of maximum hours per year of 4320 hours. The number of days allocated depends on which roster and where the roster falls during the month.

A list of rubbish collection work sites and bush regeneration sites are provided in Appendix G.

Through the Australian Government's Clean Energy Future Biodiversity Fund grant project (Aboriginal Riverkeeper Team and contractors) and the three Green Army teams significant resources were allocated to bush regeneration and related activities.





RIVERKEEPER PROGRAM

Table 2 shows the allocation of teams and resources and bush regeneration results for each local government area. A total of 169,280 m² (16.9 hectares) was worked by the program and 42,815 plants were installed from 20,214 hours.

Table 2: Bush Regeneration Summary by Local Government Area
RIVERKEEPER BUSH REGENERATION STATISTICS SUMMARY - BY LGA

LGA	Resource Hours	WEED TREATMENT						REVEGETATION		OTHER	
		Primary Weed Area m ²	Maint Weed Area m ²	Total Area Worked m ²	Weeds Insitu m ³	Weeds Existu m ³	Total Weeds	No. Plants	Area Reveg m ²	Area Mulched m ²	Track Work (m)
Bankstown	1491.2	4380	36	4416	32.75	80.05	112.8	0	0	0	0
Campbelltown	2413.3	34030	800	34830	227.25	27.5	252.25	0	0	20	0
Fairfield	6315.6	15915	4200	20115	31.25	77.25	108.5	38960	12450	15400	0
Hurstville	1494.4	5422	0	5422	65.75	77.75	143.5	0	0	0	70
Kogarah	1795.4	5887	1055	6942	57	54.5	111.5	550	1500	360	0
Liverpool	2528.6	35042	18569	53611	396.25	8.25	404.5	0	0	0	0
Rockdale	1423.8	1134	2910	4044	69.5	7.25	76.75	3085	2100	770	0
Sutherland	2752.1	29460	10440	39900	364.75	51.25	416	220	600	0	0
TOTAL	20214.4	131270	38010	169280	1244.5	383.8	1625.8	42815	16650	16550	70

(i) Primary Weed Area: First time weeding of an area.
(ii) Maintenance Weed Area: Follow up weeding to remove weed species regrowth.
(iii) Weeds Insitu: Green waste left onsite as erosion control, mulch, habitat, etc. Low risk of vegetation reproduction.
(iv) Weeds Existu: Green waste removed from site due to high risk of plant regeneration and further weed infestation.
(v) Track Work: Construction, maintenance, rehabilitation, erosion control, etc of bushland and walking tracks.
(vi) Bank Stabilisation: Foreshore, fordune and riparian works to reduce or prevent erosion.

Community engagement activities included Local Land Services "Source to Sea" program, a presentation to Padstow Rotary, participation in events such as Campbelltown Riverfest, National Tree Day, Clean Up Australia Day and the Smoking Ceremony to launch the Australian Government's Clean Energy Future Biodiversity Fund project and Aboriginal Riverkeeper Team.

Additional engagement included meetings with Federal and State Ministers and Local Aboriginal Land Councils.

Four councils (Bankstown, Hurstville, Kogarah and Liverpool) utilised the Riverkeeper boat for on water activities including foreshore compliance inspections, weed surveys, stormwater outlet inspections and rubbish collection at difficult to access locations.

ESTUARY MANAGEMENT PROGRAM

GEORGES RIVER COASTAL ZONE MANAGEMENT PLAN (CZMP)

The GRCZMP funded through the support of the NSW Governments Office of Environment and Heritage (OEH) and seven participating member Councils, was certified by the Minister for Environment in March 2015 and was effective from July 2015 when it was published in the NSW Government Gazette.

This plan will guide member Councils actions to manage and improve the condition of the Georges River estuary over the next 5 -10 years. The plan encourages Councils along the river and Government agencies to work together towards the rehabilitation and protection of the Georges River. Each Council has been actively implementing the actions contained within the CZMP Action Plan. A number of Councils have applied for estuary management grant funding from the OEH in the last two rounds. Three members grant applications were successful in the 2013/14 Financial Year including Hurstville, Liverpool and Fairfield City Councils.

Liverpool City Councils bank stabilisation grant project has been completed and is pictured over the page. This involved addressing serious erosion and protecting the stormwater outlet at Jacqui Osmond Reserve on Cabramatta Creek, using sandstone rocks.

GRCCC INPUT INTO STRATEGIC POLICY DEVELOPMENTS

The GRCCC has been involved in numerous workshops over 2014-15 and has influenced strategic policy developments in order to further our objectives of protecting and improving the Georges river and estuary condition. This includes:

- OEH Coastal reforms workshops
- Sydney Water Council & Community workshops
- NSW Marine Estate Management Authority Surveys and Bioregion assessments
- National Adaptation & Climate Change Framework -climate adaptations
- Greater Sydney Local Land Services – Local Government Advisory and Community Groups including the development of the GS LLS Strategic Plan which includes specific urban waterways objectives.





ESTUARY MANAGEMENT PROGRAM

GRCCC ADVOCACY AND LOBBYING

The GRCCC, on behalf of its member Councils has lobbied and made submissions on numerous policies and development proposals that have the potential to impact on our Georges River. This includes submissions on:

- The Rural Fire Services review of the 10/50 vegetation clearing bill where the GRCCC advocated to protect biodiversity in the catchment;
- A review of the Environmental Impact Statement for the Moorebank Intermodal Terminal –and a submission on our concerns relating to water quality and biodiversity impacts;
- The EPA Sydney Water license review
- Senate Stormwater Inquiry
- Letters to Environment Ministers on Yeramba Lagoon, Botany Bay dunes, Towra Point and environmental concerns relating to the Georges River generally
- Sydney Airport Corporation draft aviation toolkit

GREATER SYDNEY LOCAL LAND SERVICES (GS LLS) – EXPRESSIONS OF INTEREST

The GRCCC Expression of Interest to the GS LLS for funding to restore and rehabilitate areas of bushland within the Georges River catchment was successful. The GRCCC will deliver this work over 2015-16 and develop a project brief and seek quotations from companies for a team of Aboriginal (preferred) bush regeneration contractors. The team will work at project sites identified by each of our eight participating GRCCC member Councils. The grant will provide our member councils with labour resources to meet one or more of the following criteria:

- i. Protecting Aboriginal Heritage sites; or
- ii. Protecting endangered and threatened fauna and flora species for example extending Koala foraging areas and corridors; Flying Foxes, or
- iii. Protecting endangered ecological communities; using standard bush regeneration practices e.g. weeding of noxious and environmental weeds, plantings, etc.

Svetlana Kotevska
GRCCC Program Manager



RIVER HEALTH MONITORING PROGRAM

COMMUNITY RIVER HEALTH MONITORING PROGRAM

The Community River Health Monitoring Program assesses the ecological condition of waterways in the Georges River catchment at 48 monitoring sites. The River Health Program is fully funded by GRCCC Member Councils. The program continues to receive support from the community and industry stakeholders while analysing robust ecological data collected in the Georges River by technical staff, community volunteers and secondary students.

Milestones for 2014-15 include;

- Release of the 2013-14 River Health Report Card and Technical Report in October 2014. This Report Card shows results from monitoring across the Georges River catchment.
- Over 186 hours of direct community engagement, including three community open days.
- Participation in Youth Eco-Summit with partners, including Sydney Water, Cooks River Alliance and the Parramatta River Catchment Groups.
- Developing two project briefs/expressions of interest, assessing quotations and managing contracts for a Statistical Study and also assistance with estuarine and freshwater field monitoring.

The River Health Program also maintained and developed new partnerships with;

- The Georges River Environmental Education Centre (GREETC), with four schools across the catchment participating in the program, allowing 90 hours of direct engagement with students. Working with GREETC has allowed students and teachers from across the catchment to experience a day in the life of an environmental scientist and collect robust, ecological data from streams in their local area.
- The NSW Office of Environment and Heritage (OEH) to align monitoring of the Georges River estuary with state-wide methods, including adoption of sampling, data analysis and reporting protocols.
- The Cooks River Alliance by sharing the Statistical Study report results the GRCCC Commissioned, including the CRA contractor in the risk assessment and OEH estuary training, and also the GRCCC sharing data with and providing expertise to the CRA Catchment Monitoring group.
- Australian Museum through the Sydney Water funded citizen science program Streamwatch. Streamwatch is an established program, which has engaged the community in monitoring the ecological condition of streams (using water quality and macroinvertebrates) over 25 years at more than 600 sites across NSW.





RIVER HEALTH MONITORING PROGRAM

In addition, other engagement activities include:-

- A GRCCC workshop at the SASS Professional Development day at Mount Pritchard High School in partnership with GREEC and Sydney Water. The workshop was designed to inform secondary school science staff on practical learning opportunities to educate students in science and catchment management. The workshop was attended by ~60 participants from Georges River catchment schools.
- A Presentation to the Parramatta River Catchment Group (PRCG) CZMP meeting held at Ashfield Council. The presentation talked about the evolution of the program, funding and future direction. The feedback from the presentation was that member councils are keen to see a common monitoring approach across catchment groups.

RIVER HEALTH REVIEW AND STATISTICAL STUDY IMPLEMENTATION

The GRCCC and Cooks River Alliance (the Alliance) commissioned a review of the River Health and RiverScience monitoring programs. The aim of the review was to provide recommendations for an effective and sustainable ecological monitoring program for the Georges and Cooks Rivers. The review report was delivered in June 2014. Member Councils agreed on the following vision statement for the Program:

‘To be a primary means of engagement and collaboration for understanding and improving the ecosystem health of the Georges and Cooks Rivers flowing into Botany Bay’

Member councils also agreed that the Objectives of the Program should be:

1. Measure and document long-term changes in the ecosystem health of the Georges and Cooks River catchments.
2. Provide information on ecosystem health and pressures in the Georges and Cooks Rivers that can guide investment decisions.
3. Engage, empower and educate community members.
4. Increase government, industry and academic engagement and interaction with the Program.

Upon receiving the review report, GRCCC worked with Member Councils over two workshops (July and November, 2014) to determine the priorities for the River Health Monitoring Program and begin implementing recommendations from the report. It was agreed that a high priority was completing a statistical study to determine where and how often monitoring should occur to facilitate the collection of scientifically rigorous information to assess catchment condition. A report on the Spatial and Temporal Analysis of the River Health Monitoring Program was delivered in November 2014.

RIVER HEALTH MONITORING PROGRAM

Based upon the recommendations from the review and statistical analysis reports, key changes to River Health program include;

- Reallocation of some sampling sites to improve representation across Georges River sub-catchments.
- Assessment of additional water quality variables (i.e., Ammonia-nitrogen and Total Reactive Phosphorus) to determine whether these aid in characterization of ecological condition.
- Habitat specific sampling of macroinvertebrates along edges to ensure consistency in collection methods between sites and samples.
- Family level macroinvertebrate identification to increase scientific rigour, provide more information on taxonomic diversity and align with similar Programs in other locations. Community open days have been decoupled from seasonal sampling periods to increase the potential for more community engagement in sampling events.
- Data collected on these days will also be used for calibration with past Report Cards and Quality Control.

The GRCCC thanks the former River Health Program Coordinator Ms Claire Evans for the program achievements over 2014-2015. Claire left the GRCCC at the end of March 2014 and her hard work has laid the foundations for the program improvements we will continue to implement.

David Reid
River Health Program Coordinator
(Commenced June 2015)





GRCCC COMMUNICATIONS & ENGAGEMENT ACTIVITIES

The GRCCC organised and was involved in a number of communication and engagement activities over the year through its main project, Riverkeeper and River Health programs. The outputs delivered included:-

- Coordination and preparation of six media releases
- Ongoing maintenance of Georges River website www.georgesriver.org.au including Georges River, NSW Facebook page
- Speaking events, public presentations, workshops and attendance at Council events
- Coordinated release and media engagement of the River Health and Riverkeeper Report Cards, including stakeholder communications
- Development of volunteer recruitment for River Health, Riverkeeper events including posters/flyers and web, media releases

GRCCC COMMUNICATIONS & ENGAGEMENT OUTPUTS 2014-2015

Media Releases

- GRCCC announces the launch of the Green Army Programme
- GRCCC and Aboriginal Riverkeeper Team Project launch
- River Health Report Card Release and call for Volunteers
- Riverkeeper Report Card Released – 70 tonnes rubbish removed
- GRCCC demands improvements to the Georges River
- Green Army teams Round 1 restoration results

Presentations given by GRCCC Staff

- Padstow Rotary Presentation – Riverkeeper
- Liverpool City Council Aboriginal Advisory Committee - Program Manager
- Campbelltown City Council Aboriginal Advisory Committee - Program Manager
- Tharawal Local Aboriginal Land Council – Program Manager

GRCCC Involvement in Events, Trainings and Forums

- SASS Professional Development Day at a High School with over 60 Participants
- Riverfest, Campbelltown
- Launch of Aboriginal Riverkeeper Team, including speeches by Federal MP, Mr Craig Kelly, LALC's, Aboriginal Smoking Ceremony, Dances and bbq

GRCCC COMMUNICATIONS & ENGAGEMENT ACTIVITIES

- Riversymposium Conference, Canberra
- Sydney Water Stormwater Managers Workshop
- Youth Eco Summit Workshop
- Georges River Environmental Education Centre – Rethink Runoff Year 10 Judging Competition
- Aboriginal Riverkeeper Team Community Day at Oatley Point sharing Traditional Ecological Knowledge with Aboriginal knowledge holder, CEO Metro LALC, Nathan Moran
- River Health Program Review – Cluster Meetings
- Biodiversity Fund Grant – LALCs and Project Steering Committee Meetings
- Source to Sea Event with GS LLS, Landcare and Bushcare volunteers - Chipping Norton Lakes
- Wet Weather Overflow Workshop – Sydney Water
- Marine Estate Management Authority Workshop

GRCCC Volunteer Days

- National Tree Day, Liverpool City Council
- River Health Sampling Days:
 - With Georges River Environmental Education Centre
 - Community Open Days - Appin, Bankstown
- Clean up Australia Day, Georges River National Park (volunteers pictured)

GRCCC Meetings with Federal and State Members of Parliament

- GRCCC Green Army Site, Carss Park, chosen by the Federal Government for the National Launch of Green Army Program, attended by the Prime Minister, Tony Abbott and Federal MP's in the Georges River catchment
- Member for East Hills, Glen Brookes
- Member for Banks, David Coleman
- Member for Banks, David Coleman Certificate of Congratulations Aboriginal Riverkeeper Team
- MP Glen Brookes (CS NSW Partnership event) with Attorney General & Minister for Justice, Brad Hazzard, celebrating The CS NSW Partnership at Vale of Ah Reserve, Milperra

GRCCC Website Analysis - www.georgesriver.org.au

1,796 page views over the last Financial Year, 1,532 users, and 97% new visitors.

Prepared by Svetlana Kotevska and Lisa Smith

- Aug 2014
- Sept 2014
- Nov 2014
- Dec 2014
- Jan 2015
- Feb 2015
- Aug 2014
- Aug 2014
- Aug 2014
- May 2015
- July 2014
- Aug 2014
- Sept 2014

- Sept 2014
- Oct 2014
- Oct 2014
- Nov 2014
- Nov 2014
- July & Dec 2014
- July, Aug & Oct 2014 & May 2015
- May 2015
- June 2015
- June 2015
- July 2014
- Oct/Nov 2014 & Oct/Nov '14 & Feb '15
- March 2015
- Aug 2014
- July 2014
- Sept 2014
- Nov 2014
- Feb 2015

FINANCIAL STATEMENTS 2014 - 2015

FOR THE YEAR ENDED 30 June 2015

GEORGES RIVER COMBINED COUNCILS' COMMITTEE INC

ABN 18 246 792 704
Statement by Members of the Committee
For the Year Ended 30 June 2015


The committee has determined that the association is not a reporting entity and that this special purpose financial report should be prepared in accordance with the accounting policies described in Note 1 to the financial statements.

In the opinion of the committee the financial report as set out on pages 2 to 10:

1. Presents a true and fair view of the financial position of Georges River Combined Councils' Committee as at 30 June 2015 and its performance for the year ended on that date in accordance with accounting policies described in Note 1 to the financial statements; and
2. At the date of this statement, there are reasonable grounds to believe that Georges River Combined Councils' Committee will be able to pay its debts as and when they fall due.

This statement is made in accordance with a resolution of the Committee and is signed for and on behalf of the Committee by:

Responsible Officer



Manager – Environmental Sustainability – Hurstville City Council – Alison Hanlon

Responsible Officer



Program Manager – GRCCC – Svetlana Kotevska

Date: 15 September 2015

FINANCIAL STATEMENTS 2014 - 2015

GEORGES RIVER COMBINED COUNCILS' COMMITTEE INC

ABN 18 246 792 704
Statement of Profit or Loss and Other Comprehensive Income
For the Year Ended 30 June 2015

	2015	2014
	\$	\$
Revenue		
Membership and Program fees	451,860	468,277
Operating Grants	713,000	300,490
Interest	20,021	17,088
Net Gain on Disposal of Assets	0	315
Other Revenue	0	100
Total Revenue	1,184,881	786,271
Expenses		
Employee benefits expense	(300,052)	(321,976)
Depreciation and amortisation expense	(19,944)	(18,299)
Materials & Contracts	(608,884)	(430,032)
Other expenses	(23,740)	(134,966)
Total Expenses	(952,620)	(905,273)
Surplus / (deficit) before income tax	232,261	(119,002)
Income tax expense	0	0
Surplus / (deficit) for the year	232,261	(119,002)
Other comprehensive income:		
Other comprehensive income for the year, net of tax	0	0
Total comprehensive income for the year	232,261	(119,002)

The accompanying notes form part of these financial statements

FINANCIAL
STATEMENTS
2014 - 2015

GEORGES RIVER COMBINED COUNCILS' COMMITTEE INC

ABN 18 246 792 704
Statement of Financial Position
As at 30 June 2015

	Note	2015 \$	2014 \$
ASSETS			
Current assets			
Cash and cash equivalents	2	729,365	504,065
Trade and other receivables	3	27,242	23,752
Other current assets	4	15,212	13,971
Total current assets		771,819	541,788
Non-current assets			
Property, plant and equipment	5	38,805	58,749
Total non-current assets		38,805	58,749
TOTAL ASSETS		810,624	600,537
LIABILITIES			
Current liabilities			
Trade and Other Payables	6	49,177	11,146
Borrowings	7	0	54,251
Employee leave entitlement provision	8	21,550	26,978
Total current liabilities		70,727	92,375
Non-current liabilities			
Employee leave entitlement provision	8	6,699	7,227
Total Non-current liabilities		6,699	7,227
TOTAL LIABILITIES		77,426	99,602
NET ASSETS		733,198	500,937
MEMBERS' FUNDS			
Accumulated surplus		733,198	500,937
TOTAL MEMBERS' FUNDS		733,198	500,937

The accompanying notes form part of these financial statements

FINANCIAL
STATEMENTS
2014 - 2015

GEORGES RIVER COMBINED COUNCILS' COMMITTEE INC

ABN 18 246 792 704
Statement of Changes in Equity
For the Year Ended 30 June 2015

Statement of Changes in Equity

For the Year Ended 30 June 2015

	Accumulated surplus \$	Members' funds \$
Balance at 1 July 2014	500,937	500,937
Surplus / (deficit) for the year	232,261	232,261
Other comprehensive income for the year	0	0
Balance at 30 June 2015	733,198	733,198

2014

	Accumulated surplus \$	Members' funds \$
Balance at 1 July 2013	619,939	619,939
Surplus / (deficit) for the year	(119,002)	(119,002)
Other comprehensive income for the year	0	0
Balance at 30 June 2014	500,937	500,937

The accompanying notes form part of these financial statements

FINANCIAL
STATEMENTS
2014 - 2015

GEORGES RIVER COMBINED COUNCILS' COMMITTEE INC

ABN 18 246 792 704
Statement of Cash Flows
For the Year Ended 30 June 2015

	2015	2014
Note	\$	\$
CASH FROM OPERATING ACTIVITIES:		
Membership and Program Fees	449,741	436,621
Operating grants receipts	713,000	300,490
Other receipts	25,872	83,111
Payments to suppliers and employees	(929,083)	(925,692)
Interest received	20,021	17,088
Net cash generated from /(used by) operating activities	9 <u>279,551</u>	<u>(88,382)</u>
CASH FLOWS FROM INVESTING ACTIVITIES:		
Proceeds from sale of property, plant and equipment	0	14,909
Purchase of property, plant and equipment	0	(38,935)
Net cash generated from /(used by) investing activities	<u>0</u>	<u>(24,026)</u>
Net increase /(decrease) in cash and cash equivalents held	279,551	(112,408)
Cash and cash equivalents at beginning of financial year	<u>449,814</u>	<u>562,222</u>
Cash and cash equivalents at end of financial year	2 <u><u>729,365</u></u>	<u>449,814</u>

The accompanying notes form part of these financial statements

FINANCIAL
STATEMENTS
2014 - 2015

GEORGES RIVER COMBINED COUNCILS' COMMITTEE INC

ABN 18 246 792 704
Notes to the Financial Statements
For the Year Ended 30 June 2015

Statement of Significant Accounting Policies

(a) General information

Georges River Combined Councils' Committee Inc. is an association incorporated under the Associations Incorporations Act 2009 of New South Wales and is domiciled in Australia.

The financial report is a special purpose financial report prepared to satisfy the financial report preparation requirements of the Associations Incorporation Act 2009 of New South Wales. The committee has determined that the association is not a reporting entity.

The following significant accounting policies, which are consistent with the previous period unless otherwise stated, have been adopted in the preparation of this financial report.

(b) Property, Plant and Equipment

Each class of property, plant and equipment is carried at cost or fair value less, where applicable, any accumulated depreciation.

Plant and equipment

Plant and equipment are measured on the cost basis.

Depreciation

The depreciable amount of all fixed assets, excluding freehold land, is depreciated on a straight line basis over their useful lives to the Group commencing from the time the asset is held ready for use.

The depreciation rates used for each class of depreciable assets are:
Plant and Equipment 10% - 20%

The assets' residual values and useful lives are reviewed, and adjusted if appropriate, at each balance sheet date.

(c) Cash and Cash Equivalents

Cash and cash equivalents include cash on hand, deposits held at call with banks, other short-term highly liquid investments with original maturities of three months or less, and bank overdrafts.

GEORGES RIVER COMBINED COUNCILS' COMMITTEE INC

ABN 18 246 792 704
Notes to the Financial Statements
For the Year Ended 30 June 2015

1 Statement of Significant Accounting Policies continued

(d) Employee Benefits

Provision is made for the association's liability for employee benefits arising from services rendered by employees to balance date and is measured at the amounts expected to be paid when the liability is settled.

(e) Income Tax

The association is a not-for-profit institution and is exempt from income tax.

(f) Revenue

Interest revenue is recognised on a proportional basis taking into account the interest rates applicable to the financial assets.

Revenue from the rendering of services is recognised upon the delivery of the service to the customers.

Grant and donation income is recognised when the entity obtains control over the funds, which is generally at the time of receipt.

All revenue is stated net of the amount of goods and services tax (GST).

(g) Goods and Services Tax (GST)

Revenues, expenses and assets are recognised net of the amount of GST, except where the amount of GST incurred is not recoverable from the Australian Taxation Office. In these circumstances the GST is recognised as part of the cost of acquisition of the asset or as part of an item of the expense. Receivables and payables in the statement of financial position are shown exclusive of GST.

(h) Comparative Figures

Comparative figures have been adjusted to conform to changes in presentation for the current financial year where required by accounting standards or as a result of a change in accounting policy.

GEORGES RIVER COMBINED COUNCILS' COMMITTEE INC

ABN 18 246 792 704
Notes to the Financial Statements
For the Year Ended 30 June 2015

	2015 \$	2014 \$
2 Cash and Cash Equivalents		
Cash at bank	9,586	0
Deposit	719,779	504,065
	<u>729,365</u>	<u>504,065</u>
Reconciliation of Cash		
Cash at the end of the financial year as shown in the cash flow statement is reconciled to items in the statement of financial position as follows:		
Cash and cash equivalents	729,365	504,065
Borrowings - Overdraft	0	(54,251)
	<u>729,365</u>	<u>449,814</u>
3 Trade and Other Receivables		
CURRENT		
Income Accruals	0	3,719
GST Claimable	27,242	20,033
	<u>27,242</u>	<u>23,752</u>
4 Other Assets		
CURRENT		
Prepayments	15,212	13,971
	<u>15,212</u>	<u>13,971</u>

FINANCIAL
STATEMENTS
2014 - 2015

GEORGES RIVER COMBINED COUNCILS' COMMITTEE INC

ABN 18 246 792 704
Notes to the Financial Statements
For the Year Ended 30 June 2015

	2015 \$	2014 \$
5 Property Plant and Equipment		
Plant and equipment		
At cost	139,156	139,156
Less: accumulated depreciation	100,351	80,407
Total plant and equipment	38,805	58,749
Total property, plant and equipment	38,805	58,749
Movements in Carrying Amounts		
	Plant and Equipment \$	Total \$
Current Year		
Balance at the beginning of 1 July 2014	58,749	58,749
Depreciation expense	(19,944)	(19,944)
Carrying amount at the end of 30 June 2015	38,805	38,805
Prior Year		
Balance at the beginning of 1 July 2013	52,707	52,707
Additions	38,935	38,935
Disposals	(14,594)	(14,594)
Depreciation expense	(18,299)	(18,299)
Carrying amount at the end of 30 June 2014	58,749	58,749
6 Trade and Other Payables		
CURRENT		
Trade payables	31,708	1,106
Sundry payables and accrued expenses	17,469	10,040
	49,177	11,146
7 Borrowings		
CURRENT		
Overdraft	0	54,251
	0	54,251

FINANCIAL
STATEMENTS
2014 - 2015

GEORGES RIVER COMBINED COUNCILS' COMMITTEE INC

ABN 18 246 792 704
Notes to the Financial Statements
For the Year Ended 30 June 2015

	2015 \$	2014 \$
8 Provisions		
CURRENT		
Employee benefits	21,550	26,978
NON CURRENT		
Employee benefits	6,699	7,227
	28,249	34,205
9 Cash Flow Information		
Cash Flow from Operations with Profit/(Deficit) after Income Tax		
Surplus/(deficit) for the year	232,261	(119,002)
Cash flows excluded from profit attributable to operating activities:		
Non-cash flows in profit:		
Depreciation	19,944	18,299
Changes in assets and liabilities, net of the effects of purchase and disposal of subsidiaries:		
(Increase)/decrease in trade and other receivables	(3,490)	27,603
(Increase)/decrease in prepayments	(1,241)	(11,846)
(Decrease)/increase in trade payables and accruals	38,032	(7,984)
(Decrease)/Increase in provisions	(5,955)	4,864
	279,551	(88,382)


STATEMENT BY MEMBERS

ANNUAL STATEMENTS GIVE TRUE AND FAIR VIEW OF THE FINANCIAL POSITION AND PERFORMANCE

We,Svetlana Kotevika..... andAlison Hanlon..... being members of the committee of Georges River Combined Councils Committee Inc. certify that –

The statements attached to this certificate give a true and fair view of the financial position and performance of Georges River Combined Councils Committee Inc. during and at the end of the financial year of the association ending on 30 June 2015.

Signature: 
Date: 9.9.2015

Signature: 
Date: 15.9.2015

Hill Rogers
Spencer Steer

INDEPENDENT AUDITOR'S REPORT TO THE MEMBERS OF GEORGES RIVER
COMBINED COUNCILS' COMMITTEE INC

Report on the Financial Report

We have audited the accompanying financial report, being a special purpose financial report, of Georges River Combined Councils' Committee Inc (the association), which comprises the statement of financial position as at 30 June 2015, the statement of comprehensive income, statement of changes in equity and statement of cash flows for the year then ended, notes comprising a summary of significant accounting policies and other explanatory information, and the statement by the members of the committee.

Committee's Responsibility for the Financial Report

The committee of Georges River Combined Councils' Committee Inc is responsible for the preparation and fair presentation of the financial report, and has determined that the basis of preparation described in Note 1 is appropriate to meet the requirements of the NSW Associations Incorporation Act 2009 and is appropriate to meet the needs of the members. The committee's responsibility also includes such internal control as the committee determines is necessary to enable the preparation and fair presentation of a financial report that is free from material misstatement, whether due to fraud or error.

Auditor's Responsibility

Our responsibility is to express an opinion on the financial report based on our audit. We have conducted our audit in accordance with Australian Auditing Standards. Those standards require that we comply with relevant ethical requirements relating to audit engagements and plan and perform the audit to obtain reasonable assurance whether the financial report is free from material misstatement.

An audit involves performing procedures to obtain audit evidence about the amounts and disclosures in the financial report. The procedures selected depend on the auditor's judgment, including the assessment of the risks of material misstatement of the financial report, whether due to fraud or error. In making those risk assessments, the auditor considers internal control relevant to the association's preparation and fair presentation of the financial report, in order to design audit procedures that are appropriate in the circumstances, but not for the purpose of expressing an opinion on the effectiveness of the association's internal control. An audit also includes evaluating the appropriateness of accounting policies used and the reasonableness of accounting estimates made by the committee, as well as evaluating the overall presentation of the financial report.

We believe that the audit evidence we have obtained is sufficient and appropriate to provide a basis for our audit opinion.

Opinion

In our opinion, the financial report gives a true and fair view of the financial position of Georges River Combined Councils' Committee Inc as at 30 June 2015 and of its financial performance for the year then ended in accordance with the accounting policies described in Note 1 to the financial statements, and the requirements of the NSW Associations Incorporation Act 2009.

Assurance Partners

T. +61 2 9232 5111 Level 5, 1 Chifley Square GPO Box 7066 www.hr-ss.com.au Practising as Hill Rogers Spencer ABN 56 435 338 966
F. +61 2 9233 7950 Sydney NSW 2000 Australia Sydney NSW 2001 info@hr-ss.com.au Steer Assurance Partners

Member of KS International, an association of global independent accounting firms
Liability limited by a scheme approved under Professional Standards Legislation



Basis of Accounting and Restriction on Distribution

Without modifying our opinion, we draw attention to Note 1 to the financial statements, which describes the basis of accounting. The financial report has been prepared to assist Georges River Combined Councils' Committee Inc to meet the requirements of the NSW Associations Incorporation Act 2009. As a result, the financial report may not be suitable for another purpose.

**Hill Rogers Spencer Steer
Assurance Partners**

A handwritten signature in blue ink, appearing to read 'B. Hanger'.

.....
BRETT HANGER

Partner
Registered company auditor: #345850

Dated at Sydney this 7th day of October 2015

APPENDICES

APPENDIX A GRCCC REPRESENTATION ON PARTNER PROGRAMS

The GRCCC partners with a number of organisations to deliver its on ground works and also works and collaborates with multiple agencies on behalf of member Councils to ensure our programs are current, include the latest research and represent industry best-practise including:-

- Office of Environment and Heritage and National Parks and Wildlife Services' – provision of Riverkeeper premises and on ground work collaboration including estuaries and catchment science team on monitoring and field work
- Sydney Water – the Georges River Improvement Plan and Council workshops
- Department of Corrective Services - Riverkeeper Program
- Department of Education and Communities - Georges River Environment Education Centre – River Health program and schools engagement
- Local Aboriginal Land Councils and Councils Aboriginal advisory groups – Biodiversity Fund Grant program
- Australian Museum – River Health program
- Cooks River Alliance, Parramatta River Catchment Group and Sydney Coastal Councils Group– events, information sharing and capacity building
- Greater Sydney Local Land Services Local Government and Community advisory groups
- National Adaptation and Climate Change Framework - climate adaptation workshops

APPENDIX B

APPENDIX B GRCCC MEETINGS 2014-15 AND MEMBER COUNCIL REPRESENTATION

Meetings of the GRCCC were held bi-monthly with the location rotating between member Councils. During 2014 -2015 meetings were held on the following dates:

28 August 2014 at Fairfield City Council

30 October 2014 at Hurstville City Council – Annual General Meeting

26 February 2015 at Liverpool City Council (Casula Powerhouse)

30 April 2015 at Rockdale City Council

25 June 2015 at Campbelltown City Council

The GRCCC Executive Group meets monthly and met on the following dates across the catchment with representative member Councillors invited to attend:

9 July 2014 – Sutherland LGA

13 August 2014 - Fairfield LGA

10 September 2014 – Rockdale LGA

12 November 2014 – Kogarah LGA

18 February 2015 – Liverpool LGA

18 March 2015 - Kogarah LGA

15 April 2015 – Rockdale LGA

20 May 2015 – Kogarah LGA

17 June 2015 – Sutherland LGA



APPENDIX B

APPENDIX B MEMBER COUNCIL REPRESENTATION AT GRCCC MEETINGS 2014 - 15

	Aug 2014	Oct 2014	Feb 2015	April 2015	June 2015
HOST COUNCIL	Fairfield	Hurstville	Liverpool	Rockdale	Campbelltown
Bankstown					
Councillor	X	X	X	X	X
Staff	X	X	X	X	X
Campbelltown					
Councillor		X			X
Staff	X	X	X		X
Fairfield					
Councillor	X	X	X		
Staff	X	X	X	X	X
Hurstville					
Councillor					
Staff		X	X	X	X
Kogarah					
Councillor					
Staff		X	X		
Liverpool					
Councillor		X	X	X	
Staff	X	X	X	X	X
Rockdale					
Councillor	X	X	X	X	X
Staff		X	X	X	X
Sutherland					
Councillor	X	X		X	X
Staff		X	X	X	X
Wollondilly					
Councillor		X	X	X	X
Staff	X		X	X	

APPENDIX C

APPENDIX C ELECTION OF OFFICE BEARERS 30 OCTOBER 2014 AT THE ANNUAL GENERAL MEETING

The following members of the GRCCC were elected as office bearers at the Annual General Meeting at Hurstville City Council:

Chairperson: Cr Naji Peter Najjar (Bankstown City Council)

Vice Chairperson: Cr Peter Scaysbrook (Sutherland Shire Council)

Public Officer / Treasurer: Cr Andrew Tsounis (Rockdale City Council)

2014-15 HOSTING OF THE GRCCC: HURSTVILLE CITY COUNCIL

The GRCCC would like to express its sincere thanks to Hurstville City Council for the tremendous support provided during the 2014-2015 period. In particular, we would like to thank Hurstville Council Host Manager Alison Hanlon, Manager Environmental Sustainability who has provided valuable support and advice to the GRCCC. The GRCCC would also like to thank the Hurstville Council financial accounts team including Mr Sikendar Bilal and Ms Rindayi Matienga for their regular support and advice, Ms Sana Geadah – Manager Contracts, Mr Rob Formica – Fleet Manager as well as the payroll, works depot, human resources and Information Technology teams at Hurstville City Council for your assistance to the GRCCC and ongoing support.

APPENDIX D

APPENDIX D GRCCC MEMBER COUNCILS

Bankstown City Council

Cr Naji Peter Najjar, Member

Mr James Carey, Manager

Ms Robyn Young, Technical Officer

Ms Rebecca Bell, Technical Officer

Ms Emily Forrest, Team Leader

Ms Vandana Ram, Bankstown Arts

Ms Cherie Blackburn, Technical Officer

Mr Paul Angel, Technical Officer

Mr Colin Brennan, Technical Officer

Campbelltown City Council

Cr George Greiss, Member

Ms Renee Winsor, Manager

Mr Mitchell Clark, Technical Officer

Mr Michael Rhydderch, Technical Officer

Mr Roy Morizzi, Technical Officer

Fairfield City Council

Cr Del Bennett, Member

Cr Dai Le, Member

Cr George Barcha, Member

Mr Stuart Rodham, Manager

Mr Erin Sellers, Manager

Ms Helen Pollard, Technical officer

Mr Eddie Ferry, Technical Officer

Mr Neil Ramsay, Technical Officer

Mr Scott Reyes, Technical Officer

Mr Tim Johnson, Technical Officer

Mr Darren Ikin, Technical Officer

Hurstville City Council

Cr Philip Sansom, Member

Cr Michele Stevens, Member

Cr Rita Kastanias, Member

Cr Con Hindi, Member

Mr Rob Casey, Manager

Ms Alison Hanlon, Manager

Ms Samantha Watkins, Technical Officer

Ms Mimy Wang, Technical Officer

Ms Kathryn Godfrey, Technical Officer

Ms Heather Stolle, Technical Officer

Kogarah City Council

Cr George Katsabaris, Member

Cr Nick Katris, Member

Mr Glen Moody, Manager

Mr Tom Heath, Technical Officer

Liverpool City Council

Cr Peter Ristevski, Member

Cr Peter Harle, Member

Mr Arvind Lal, Manager

Mr Joel Daniels, Technical Officer

Ms Belinda Hodges, Technical Officer

Mr Albert Galleta, Manager

Mr Kevin Smith, Manager

Ms Sonya Reyes, Manager

Ms Bilijana Jovanovic, Technical Officer

Rockdale City Council

Cr Andrew Tsounis, Member

Cr Joe Awada, Member

Mr David Dekel, Manager

Ms Alexandra Vandine, Manager

Mr Adam Smith, Technical Officer

Mr Colin Mable, Manager

Sutherland Shire Council

Cr Peter Scaysbrook, Member

Cr Tom Croucher, Member

Mr Ian Drinnan, Manager

Mr Gwyn Cleeves, Manager

Mr Brendon Graham, Manager

Mr Guy Amos, Manager

Ms Beth Noel, Technical Officer

Mr Paul Price, Bushcare Coordinator

Ms Julie Nimmo, Technical Officer

Ms Tegan Yasserie, Technical Officer

Ms Shelly Read, Technical Officer

Mr Kevin Seymour, Technical Officer

Wollondilly Shire Council

Cr Michael Banasik, Member

Mr Brad Staggs, Manager

Ms Alexandra Stengl, Technical Officer

Ms Alex Burgess-Buxton, Technical Officer

Mr Damien Stirling, Technical Officer

Mr David Henry, Technical Officer

APPENDIX E

APPENDIX E PARTNERS AND NETWORKS

National Parks & Wildlife Service

Mr Andres Bianchi
Mr Barry Hodgson
Mr Kane Weeks
Mr Dean Kelly

NSW Department of Primary Industries

Ms Carla Ganassin
Ms Kylie Russell

Parramatta River Catchment Group

Ms Sarah Clift

Oceanwatch Australia

Mr Simon Rowe

Sydney Water

Ms Liz Minor
Mr Fernando Ortega
Mr Reid Butler
Mr Phil Birtles
Ms Kaia Hodge
Mr Daniel Cunningham
Mr Rodney Kerr

NSW Corrective Services

Ms Donna Shaw
Ms Lacey McMillan
Ms Josie Dayag
Mr Richard Anwaya

Office of Environment and Heritage

Mr Gus Pelosi
Mr Aaron Wright
Ms Rebecca Swanson
Ms Jan Miller
Mr Peter Scanes

Cooks River Alliance

Mr Chris Hudson
Ms Jasmine Payget
Ms Cath Renwick

NSW Department of Education and Communities

Ms Tristen Vella – Georges River
Environmental Education Centre
Mr Garth James – Georges River
Environmental Education Centre

Local Aboriginal Land Councils (LALC)

Mr Ivan Simon – Gandangara
Mr Lew Solberg – Gandangara
Mr Brad Maybury – Gandangara
Mr Allan Murray – Metro
Mr Nathan Moran – CEO Metro
Mr Lee Davidson – Metro
Ms Megan Ely – CEO Tharawal
Ms Abbi Whillock - Tharawal
Mr Chris Ingrey – CEO La Perouse
Ms Corinne Ladel – La Perouse
Mr Kevin Cavanagh - Deerubbin

Community Representatives

Ms Sharyn Cullis – Georges River
Environmental Alliance
Mr Peter Tralaggan – Georges River
Environmental Alliance
Ms Dawn Emerson – Past GRCCC
President
Mr Brian Shaw – Botany Bay &
Catchment Alliance
Mr Charles Green – Botany Bay &
Catchment Alliance
Ms Signe Westerberg – Upper Georges
River Sustainability Initiative
Ms Melina Amerasinghe – Lower
Georges River Sustainability Initiative
Mr Kim Wagstaff – Friends of Oatley
Ms Anne Wagstaff – Friends of Oatley

APPENDIX E

GRCCC Staff

Ms Svetlana Kotevska, GRCCC Program Manager
Mr Tony Wales, Riverkeeper Coordinator
Ms Claire Evans, River Health Coordinator (former)
Mr David Reid, River Health Coordinator
Ms Lisa Smith

NSW Maritime Division

Mr Graeme Dunlavy

Greater Sydney Local Land Services

Ms Karen Kennedy
Mr Mike Keegan
Ms Nerida Gill
Ms Margaret Bottrell
Ms Linda Dedovic
Mr Koshy Varghese
Mr Robert Adams

GRCCC Presenters to Committee Meetings 2014/2015

Daniela Santucci, Bankstown City Council
Steve Frost, CRC Water Sensitive Cities
Chris Lloyd, (Powerful Owls expert)
Giselle Howard, NSW EPA
Alexandra Vandine, Rockdale Council
Dr Cameron Webb (Ross River Virus expert)
Mr Reid Butler, Sydney Water
Svetlana Kotevska, GRCCC
Tony Wales, GRCCC

APPENDIX F

APPENDIX F GRCCC PROGRAM CLUSTER MEMBERS

ESTUARY MANAGEMENT CLUSTER

Sutherland Shire Council Gwyn Cleeves Guy Amos	Kogarah City Council Tom Heath Glen Moody	Fairfield City Council Scott Reyes Erin Sellers
Hurstville City Council Alison Hanlon Kathy Godfrey	Liverpool City Council Maruf Hussain Joel Daniels Kevin Smith	GRCCC Tony Wales
GRCCC Program Manager Svetlana Kotevska	Rockdale City Council Adam Smith Alex Vandine	NSW Office of Environment & Heritage Gus Pelosi
Bankstown City Council Rebecca Bell Cherie Blackburn		

RIVERKEEPER PROGRAM CLUSTER

Bankstown City Council Rebecca Bell	Rockdale City Council Alexandra Vandine Adam Smith	CS NSW Lacey McMillan Donna Shaw Josie Dayag Richard Anwaya Field Officers
Campbelltown City Council Mitchell Johnson Renee Winsor	Sutherland Shire Council Paul Price Kevin Seymour	Greater Sydney Local Land Services Margaret Bottrell
Fairfield City Council Tim Johnson Nicole Thomas	Wollondilly Shire Council Brad Staggs	National Parks & Wildlife Service Barry Hodgson
Hurstville City Council Kathy Godfrey Alison Hanlon	GRCCC Tony Wales	
Kogarah City Council Tom Heath	GRCCC Program Manager Svetlana Kotevska	
Liverpool City Council Joel Daniels		

APPENDIX F

RIVER HEALTH MONITORING PROGRAM

Bankstown City Council Rebecca Bell Robyn Young	Kogarah City Council Tom Heath	Georges River Environmental Education Centre Sharyn Cullis Tristan Vella
Campbelltown City Council Michael Rhydderch Renee Winsor Roy Morizzi	Liverpool City Council Joel Daniels	Sydney Water Liz Minor
Fairfield City Council Scott Reyes	Rockdale City Council Alexandra Vandine Adam Smith	GRCCC Program Manager Svetlana Kotevska
Hurstville City Council Alison Hanlon Mimy Wang Kathy Godfrey	Sutherland Shire Council Beth Noel Tegan Yasserie	GRCCC River Health Coordinator Claire Evans
	Wollondilly Shire Council Damion Stirling Alex Stengl	

GRCCC MEDIA CLUSTER

Bankstown City Council Chantelle Dalla-Bona Casli Mehmed	Liverpool City Council Fiona Lelilo
Campbelltown City Council Peta Gismondo	Rockdale City Council Richard Price
Fairfield City Council Morgan Downs	Sutherland Shire Council Karen Lord
Hurstville City Council Tanya Abraham Anthea Desmond-Gregory	Wollondilly Shire Council Joanne Down
Kogarah City Council Eva Papas Rebecca Dalton	GRCCC Program Manager Svetlana Kotevska

APPENDIX G

APPENDIX G RIVERKEEPER PROGRAM WORK SITES

BANKSTOWN LGA

RUBBISH COLLECTION WORK SITES

TOTAL RUBBISH: 16,003 kgs TOTAL HOURS: 2,931.5

- Alan Ashton Reserve, Picnic Point (187.5 kg)
- Bill Delauney Reserve Wetlands, Revesby (532.5 kg)
- Bridge Street Reserve Mangroves, Padstow (552.5kg)
- Centaur Street Wetlands, Revesby (240 kg)
- Deepwater Forest & Mangroves, Milperra (1,307 kg)
- Deepwater Park Wetlands, Milperra (750 kg)
- Deepwater Parkland Foreshore, Milperra (887 kg)
- East Hills Reserve, Cook Crescent, East Hills (180 kg)
- East Hills Reserve Foreshore, East Hills (735 kg)
- Garrison Point, Georges Hall (502.5 kg)
- Gordon Parker Reserve, Milperra (429 kg)
- Gow Street, Padstow (397.5 kg)
- Kelso Beach Foreshore, Milperra (607.5 kg)
- Kelso Creek North, Milperra (172.5)
- Kentucky Reserve, Georges Hall (2,265 kg)
- Lambeth & Picnic Point Reserves (870 kg)
- Little Salt Pan Creek, Padstow (292.5 kg)
- Mirrambeena Reserve, Georges Hall (150 kg)
- Monash Reserve, East Hills (450 kg)
- Morgans Creek, Revesby (330 kg)
- Salt Pan Reserve, Revesby (2,295 kg)
- Stuart Street Reserve Mangroves, Padstow (997.5 kg)
- Vale of Ah, Milperra (307.5 kg)
- Virginius Reserve Mangroves, Padstow (565 kg)

BUSH REGENERATION SITES: 2 TOTAL AREA WORKED: 4,416 m²

- Morgans Creek, Revesby 2,266 m²
- Virginius Reserve, Padstow 2,150 m²

CAMPBELLTOWN LGA

RUBBISH COLLECTION WORK SITES

TOTAL RUBBISH: 13,081 kgs TOTAL HOURS: 2,451.5

- Bow Bowing Creek, Airds Road, Leumeah (1,145 kg)
- Bow Bowing Park GPT (1,590 kg)
- Cleopatra Reserve, Ambarvale (800 kg)
- Eagle Farm Reserve, Eagle Vale (95 kg)
- Fisher's Ghost Creek, The Parkway, Bradbury (525 kg)
- Karinya Reserve, Raby (150 kg)
- Lower Mansfield Creek, St Helens Park (360 kg)

APPENDIX G

- Mansfield Creek, GPT, St Helens Park (885 kg)
- Marysfield Reserve, Blair Athol (292.5 kg)
- Mount Erin Drive, Blair Athol (405 kg)
- Park Central, Campbelltown (1,800 kg)
- Pembroke Park, Pembroke Road, Minto (240 kg)
- Quirk Reserve, Bradbury (90 kg)
- Redfern Creek, Ingleburn (1,265 kg)
- Rose Park, Ben Lomond Road, Minto (556 kg)
- Spring Creek, St Helens Park (240 kg)
- St Andrews Park, St Andrews (502.5)
- St Helens Park GPT, St Helens Park (2,140 kg)

BUSH REGENERATION SITES: 6 TOTAL AREA WORKED: 34,830 m²

- Eaglefarm Reserve, Eagle Vale 19,800 m²
- Mansfield Creek, St Helens Park 2,600 m²
- Panorama Reserve, Glenfield 20 m²
- Quirk Reserve, Bradbury 1,000 m²
- Redfern Creek, Ingleburn 860 m²
- Spring Creek, St Helens Park 10,550 m²

FAIRFIELD LGA

RUBBISH COLLECTION WORK SITES

TOTAL RUBBISH: 18,408.5 kgs TOTAL HOURS: 3,321.4

- Allambie Road Reserve, Edensor Park (855 kg)
- Artie Street, Carramar (90 kg)
- Baragoola Crescent, West Fairfield (277.5 kg)
- Blackford Street, Fairfield East (255 kg)
- Bosnjak Park, Edensor Park (330 kg)
- Chifley Street, Smithfield (345 kg)
- Christie Street Wetlands, Prairiewood (627.5 kg)
- Clarevale Wetlands, Busby Avenue, Edensor Park (652.5 kg)
- Cutler Road Foreshore, Lansvale (2,230 kg)
- Devenish Street, Greenfield Park (608.5 kg)
- Floyd Bay Foreshore, Lansvale (945 kg)
- Flying Fox Reserve, (15 kg)
- Hanson Street, Fairfield East (435 kg)
- Hassall Street, Wetherill Park (435 kg)
- Herston Road Ponds, St Johns Park (360 kg)
- Horton Street & Hamel Road, Mount Pritchard (630 kg)
- Howard Park, Lansvale (670 kg)
- Joe Broad Reserve, Mount Pritchard (457.5 kg)
- Johnston Park, Canley Vale (510 kg)
- Kookaburra Park, Canley vale (150 kg)
- Landon Street, Fairfield East (645 kg)
- Malta Street, Fairfield East (330 kg)
- Market Street, Smithfield (307.5 kg)
- Parkes Reserve, Canley Vale (285 kg)
- Parklea Parade, Canley Heights (627.5 kg)

APPENDIX G



Johnston Park, Canley Vale



Sherwin Park, Canley Vale

- Prince Park, Canley Vale (480 kg)
- Prout Park, Oliphant Street, Mount Pritchard (472.5 kg)
- Rhondda Street, Smithfield (457.5)
- Rosford Street Reserve, Smithfield (1305 kg)
- Shearer Park, Lansvale (2,110 kg)
- Sherwin Park, Canley Vale (75 kg)
- Smithfield Road, Bonnyrigg (435 kg)

BUSH REGENERATION SITES: 4 **TOTAL AREA WORKED: 20,015 m²**

- Flying Fox Reserve, Cabramatta 135 m²
- Johnston Park, Canley Vale 9,000 m² including 17,000 plants
- Kookaburra Park, Canley Vale 700 m²
- Sherwin Park, Canley Vale 10,180 m² including 21,800 plants

HURSTVILLE LGA

RUBBISH COLLECTION WORK SITES

TOTAL RUBBISH: 6,282 kgs **TOTAL HOURS: 1,691**

- Banksia Place, Lugarno (110 kg)
- Basil Street Reserve, Riverwood (637.5 kg)
- Blackbutt Avenue, Lugarno (552.5 kg)
- Coleridge Road, Riverwood (632.5 kg)
- Cypress Drive, Lugarno (1240 kg)
- Edith Bay, Lugarno (45 kg)
- Gannons Park, Peakhurst (45 kg)
- Gannons Reserve, Peakhurst Heights (85 kg)
- Harvey Dixon Reserve Foreshore, Peakhurst (1,562 kg)
- Lime Kiln Bay, Jinna Road, Peakhurst Heights (60 kg)
- Myles Dunphy, Oatley (15 kg)
- Oatley Park Baths (45 kg)
- Salt Pan Creek Bridge, Peakhurst (937.5 kg)
- William Road, Riverwood (315 kg)

BUSH REGENERATION SITES: 2 **TOTAL AREA WORKED: 5,422 m²**

- Gannons Park, Peakhurst Heights 1472 m²
- Myles Dunphy Reserve, Oatley 3950 m²
- Banksia Place, Lugarno – 70 m of trackwork completed

KOGARAH LGA

RUBBISH COLLECTION WORK SITES

TOTAL RUBBISH: 6692.5 kgs **TOTAL HOURS: 1,838**

- Baldface Point Reserve, Blakehurst (220 kg)
- Claydon Reserve, Sans Souci (2795 kg)
- Connells Point Reserve, Connells Point (133.25 kg)
- Donnelly Park, Kyle Bay (218.75)
- Dover Park, Blakehurst (337.5 kg)
- Kogarah Bay Foreshore, Kogarah Bay (656.5 kg)

APPENDIX G

- Kyle Bay Foreshore, Kyle Bay (399.5)
- Neverfail Bay, Oatley (225 kg)
- Oatley Bay Boat Ramp, Hurstville Grove (247.5 kg)
- Oatley Bay Pleasure Grounds, Oatley (142.5 kg)
- Poulton Park Mangroves, Morshead Drive, Connells Point (754.5 kg)
- Sans Souci Park, Sans Souci (427.5 kg)
- Shipwrights Bay, Blakehurst (135 kg)

BUSH REGENERATION SITES: 4 **TOTAL AREA WORKED: 6,942 m²**

- Baldface Point Reserve, Blakehurst 580 m²
- Oatley Point Reserve, Oatley 2,500 m²
- Poulton Park, Hurstville Grove 1,565 m²
- Shipwrights Bay, Blakehurst 2,297 m²

LIVERPOOL LGA

RUBBISH COLLECTION WORK SITES

TOTAL RUBBISH: 23,944 kgs **TOTAL HOURS: 3,270**

- Airfield Drive, Len Waters Estate (3,092 kg)
- Amalfi Park, Lurnea (135 kg)
- Angle Park, Chipping Norton (1,132.5 kg)
- Anzac Creek, Warwick Farm (715 kg)
- Ash Road, Prestons (4,005 kg)
- Bedwell Park, West Hoxton (352.5 kg)
- Blackmuscat Park, Chipping Norton (360 kg)
- Brickmakers Creek, Hume Highway, Liverpool (405 kg)
- Bulgagong Island, Chipping Norton Lake (700 kg)
- Cecil Hills Lakes, Cecil Hills (502.5 kg)
- Clinches Pond, Moorebank (472.5 kg)
- Collimore Park, Liverpool (705 kg)
- Davy Robinson Park, Chipping Norton (165 kg)
- Freeman Oval & Boom, Warwick Farm (45 kg)
- Gandangarra Island, Lake Moore, Moorebank (100 kg)
- Haigh Park, Lake Moore, Moorebank (1,012 kg)
- Harvard Reserve, Prestons (352.5 kg)
- Heron Park, Chipping Norton (795 kg)
- Homestead Park, Chipping Norton (1,335 kg)
- Hoxton Park Reserve, Hoxton Park (637.5 kg)
- Kelso Crescent, Moorebank (495 kg)
- Mawson Drive, Cartwright (330 kg)
- Maxwells Creek, Hill Road, Lurnea (1,005 kg)
- Maxwells Creek, Hoxton Park Road, Liverpool (322.5 kg)
- Maxwells Creek, Lyn Parade, Prestons (967.50 kg)
- Maxwells Creek, Willan Road, Cartwright (120 kg)
- McMillan Park, Chipping Norton (352.5 kg)
- Newbridge Road Bridge, Chipping Norton (780 kg)
- Paciullo Park, Liverpool (240 kg)
- Quota Park, Chipping Norton (127.5 kg)
- Riverside Road Bushland Edge, Chipping Norton (1,760 kg)

APPENDIX G

- Stroud Park, Warwick Farm (230 kg)
- Willan Drive Floodway, Cartwright (195 kg)

BUSH REGENERATION SITES: 2 TOTAL AREA WORKED: 53,611 m²

- Riverside Park, Chipping Norton 51,726 m²
- Stroud Park, Chipping Norton 1,885 m²

ROCKDALE LGA

RUBBISH COLLECTION WORK SITES

TOTAL RUBBISH: 7,981.5 kgs TOTAL HOURS: 2,088

- Airport Beach, Kyeemagh (315 kg)
- Bath Street to President Ave, Monterey (470 kg)
- Bicentennial Park, Rockdale (646.5 kg)
- Burlington Street, Riparian Area, Monterey (155 kg)
- Captain Cook Bridge Northside, Sans Souci (917 kg)
- Dolls Point Foreshore, Dolls Point (382.5 kg)
- Hawthorne Street Reserve, Ramsgate (70 kg)
- Henson Street to Bestic Street, Brighton Le Sands (741 kg)
- Kyeemagh Beach, Kyeemagh (1,626.5 kg)
- Monterey St Riparian Area, Monterey (165 kg)
- President Ave to Brighton Baths, Brighton Le Sands (307.5 kg)
- Riverside Drive Foreshore & Scott Park, Sandringham (1,340.5 kg)
- Tonbridge Creek, Ramsgate (845 kg)

BUSH REGENERATION SITES: 2 TOTAL AREA WORKED: 4,044 m²

- Hawthorne Street Reserve, Ramsgate 4,044 m²
- Dolls Point Fore-dune, Dolls Point 2,400 plants
- Sandringham Fore-dune, Sans Souci 1,000 plants

SUTHERLAND LGA

RUBBISH COLLECTION WORK SITES

TOTAL RUBBISH: 6,589 kgs TOTAL HOURS: 1,811

- Albert De Lardes Reserve, Illawong (47 kg)
- Balboa Avenue, Kurnell (450 kg)
- Bonna Point Reserve, Kurnell (1,042.5 kg)
- Bonnet Bay Boat Ramp (67.5 kg)
- Bonnet Bay Reserve & Burnum Burnum Reserve, Bonnet Bay (37.5 kg)
- Captain Cook Bridge, Southside (195 kg)
- Carina Bay Reserve, Como (15 kg)
- Carina Creek, Como (15 kg)
- Green Point Reserve, Oyster Bay (75 kg)
- Gwawley Oval, Taren Point (262.5 kg)
- Heritage Oyster Farm, Taren Point (279.5 kg)
- Holt Point Place (145 kg)
- Honeysuckle Reserve, Jannali (105 kg)
- Horning Street Saltmarsh, Kurnell (70 kg)



Sandringham Fore-dune,
Sans Souci

APPENDIX G

- Lakewood City Reserve, Bonnet By (120 kg)
- Mangrove Boardwalk, Woollooware (382.5 kg)
- Marton Park, Kurnell (167.5 kg)
- Oyster Creek Estuary, Oyster Bay (67.5 kg)
- Port Hacking Road Reserve, Sylvania Waters (404.5 kg)
- Production Road, Taren Point (382.5 kg)
- Shorebird Reserve & Mangroves, Taren Point (290 kg)
- Silver Beach, Kurnell (517.5 kg)
- Solander Playing Field Mangroves, Woollooware (228.75 kg)
- Taren Point Reserve, Taren Point (150 kg)
- Tasman Street, Kurnell (90kg)
- Woollooware Bay Cycleway North, Taren Point (60 kg)
- Woollooware Bay Cycleway South, Taren Point (922.5 kg)

BUSH REGENERATION SITES: 4 TOTAL AREA WORKED: 39,900 m²

- Albert De Lardes Reserve, Illawong 1,400 m²
- Burnum Burnum Reserve, Bonnet Bay 11,000 m²
- Carina Creek, Como 21,000 m²
- Green Point Reserve, Oyster Bay 6,500 m²

GEORGES RIVER NATIONAL PARK

RUBBISH COLLECTION WORK SITES

TOTAL RUBBISH: 450kgs

- Mickleys Point, Georges River National Park (450 kgs) – Clean up Australia Day

