




GEORGES RIVER COMBINED
COUNCILS' COMMITTEE INC.

ANNUAL REPORT 2015 - 2016





The GRCCC is an alliance of councils with collective responsibility for the Georges River and its catchment.



Corrective Services
Local Land Services Greater Sydney
Office of Environment & Heritage



GEORGES RIVER COMBINED
COUNCILS' COMMITTEE INC.

ANNUAL REPORT 2015 - 2016



www.georgesriver.org.au

 Georges River

GEORGES RIVER CATCHMENT AND GRCCC MEMBER COUNCILS



TABLE OF CONTENTS

Program Manager's Report	4
GRCCC Executive Group Summary, 2015-16	6
GRCCC PROGRAMS	
Riverkeeper Program	8
River Health Monitoring Program	12
Estuary Management Program	15
GRCCC Communications & Engagement Activities	18
FINANCIAL STATEMENTS, 2015 - 2016	
GRCCC Financial Statement	22
Independent Auditor's Report	33
APPENDICES	
A. GRCCC Representation on Partner Programs	35
B. GRCCC Meetings 2015-16 and Member Council Representation	36
C. Election of Office Bearers, 30 October 2015	38
D. Participating Councils	39
E. Partners and Networks	40
F. GRCCC Program Cluster Members	42
G. Riverkeeper Program Case Studies	44

PROGRAM MANAGER'S REPORT



The GRCCC has worked hard over the year, towards meeting our **vision for the Georges River to be a balanced ecosystem that an engaged community can enjoy**. Our on ground works programs, advocacy, input into strategic policy developments and our community awareness raising and engagement activities have made significant progress towards addressing our overall vision and also our mission statement for the Georges River that is **for the GRCCC to be an effective not-for-profit organisation which advocates by developing programs and partnerships, and by lobbying government organisations and other stakeholders to protect, conserve and enhance the Georges River**.

I thank our highly skilled and experienced team at the GRCCC including Tony Wales, Lisa Smith and David Reid, for their hard work, dedication, and program coordination that has resulted in the excellent on ground environmental outcomes further protecting the Georges River and estuary. I also like to thank our Council members and community representatives for their commitment to our programs.

Over the year, the GRCCC continued to deliver our highly reputable and successful on ground programs. We also strengthened our community engagement activities and new partnerships with key stakeholders such as Sydney Water and Western Sydney University, thereby enhancing our programs and the benefits our members derive.

The GRCCC Riverkeeper Program successfully delivered significant Government grants and programs:

- core program involving Corrective Services NSW (Justice Department) and offenders involved in catchment wide rubbish collection
- Australian Governments \$1.78 million Biodiversity grant project called 'Building Indigenous Knowledge and Skills to Restore Urban Waterways'. This 3 year project ending in June 2017, sees a team of young Aboriginal trainees working across the Georges River catchment to restore and rehabilitate bushland.
- Three Australian Government Green Army Teams operating concurrently across the catchment to rehabilitate bushland in the lower, mid and upper Georges River.

The GRCCC River Health Program has gone from strength to strength implementing program improvements, undertaking research and presenting such at conferences and to members as well as ensuring estuarine monitoring is aligned with the OEH methods.

The GRCCC managed and delivered a new grant funded by the Greater Sydney Local Land Services to engage a bush regeneration team to protect endangered and threatened flora and fauna including Koala and Flying Fox habitat. Also, the GRCCC developed briefs and managed multiple contracts on behalf of our member Councils relevant to these grants and programs for bush regeneration, monitoring, ecosystem services and Aboriginal Cultural Heritage engagement.

Together, these grants and programs have brought in significantly more resources and value to each of our member Councils. The programs have also advanced our environmental outcomes in accordance with the GRCCC strategic framework and our plans and policies including the Management and Implementation Plan.

The certification by the Environment Minister and gazettal of the Georges River Coastal Zone Management Plan was a significant achievement for member Councils and the Estuary management program. Briefings were provided to our member Councils upon gazettal of the plan and Councils have been implementing the recommended actions in the CZMP. Four members have delivered six on ground projects to improve the health of the Georges River and attracted grant funding under the estuary management grants from the State Government.

The GRCCC has also been proactive in advocating on behalf of our members, meeting with Federal Members of Parliament, making numerous submissions on issues of concern to members and influencing government strategic policy developments.

The GRCCC communications and engagement activities saw the delivery of the Annual Report and Executive Summary, maintenance of the GRCCC website, the issue of numerous media releases and attraction of positive media attention. The GRCCC staff attended and co-ordinated numerous events and engagement activities including volunteer days and presentations helping to raise awareness on the importance of protecting the Georges River and raising the profile of the work of the GRCCC and its member Councils.

The GRCCC is grateful to our program partners and stakeholders as our partnerships provide a strong program base and add considerable value to our on ground environmental outcomes.

We have worked closely with Aboriginal community in the catchment to run events, do Aboriginal cultural heritage assessments, and engage Aboriginal Elders and trainees. I am grateful to the Aboriginal community for their support and improving our understanding of Aboriginal culture and ecological management.

A special mention goes to Corrective Services NSW for the ongoing successful partnership with our Riverkeeper program. This saw the removal of significant volumes of rubbish across the catchment and its prevention from entering the Georges River. Our ongoing work with the Georges River Environment Education Centre on our Community River Health Monitoring program sees continual engagement of schools and students in the field, further educating the community on the value of the Georges River.

I am also grateful to our host Council, former Hurstville City Council now known as the Georges River Council for continuing to host the GRCCC and also accommodate the GRCCC whilst navigating the amalgamation process. Special thanks goes to our host Council Manager for Environmental Sustainability at Hurstville City Council Ms Alison Hanlon for her invaluable support to the GRCCC and Program Manager.

I would also like to acknowledge the hard work and commitment of the GRCCC's Executive Group, whom met monthly over the year including former Chairperson Cr Naji Peter Najjar (Chair - formerly Bankstown City Council), Cr Peter Scaysbrook (Vice-Chair, Sutherland Shire Council), Cr Andrew Tsounis (formerly Rockdale City Council - Treasurer/Public Officer) and Alison Hanlon, host Council Manager Georges River Council (formerly Hurstville). Together they have helped to ensure a stable and strong governance structure enabling the GRCCC to focus on delivering on ground works and environmental outcomes to benefit the Georges River and our members.

Svetlana Kotevska
GRCCC Program Manager



GRCCC EXECUTIVE GROUP SUMMARY

The Executive Group are a dedicated team of three member Councillors supported by the GRCCC Programs Manager and the Georges River Council host Manager. At the Annual General Meeting, nominations are sought from Councillors each year for three positions on the Executive Group including the Chairperson, Vice-Chairperson and Treasurer/Public officer.

The GRCCC's Executive Group over 2015-16 are former Chairperson Cr Naji Peter Najjar (Chair- Bankstown City Council to May 2016), Cr Peter Scaysbrook (Vice-Chair, Sutherland Shire Council and Acting Chair since June 2016), Cr Andrew Tsounis (Rockdale City Council- current Treasurer/Public Officer and Acting Vice-Chair), Alison Hanlon, host Council Manager Georges River Council (formerly Hurstville City Council) and Svetlana Kotevska Programs Manager.

During 2015-16, the Executive Group focused on delivery of the Committee's Management and Implementation Plan, and in particular the financial, business and operational management of the GRCCC. The group has worked hard to ensure the GRCCC continues to plan for and meet the long term strategic needs of the Committee's programs. The Executive also oversees issues such as staffing, financial and governance matters.

With the proclamations of new Councils as a result of local government amalgamations, the GRCCC saw the loss of member Councillors from Hurstville, Kogarah and Bankstown and our former Chairperson in May 2016. The Executive Group has navigated this significant change to our committee and the GRCCC strong governance structure as an Incorporated Association, together with our ability to deliver on ground works and add considerable value to environmental outcomes on behalf of our members, will ensure we are resilient and able to adapt to any changes our member Councils may experience into the future.

The GRCCC Executive Group met monthly over the year and focused on the following matters:

- Ongoing advice and support ensuring the GRCCC direction into the future remains strong and that the organisation is equipped with the resources and prepared for changes that may impact our operations
- Advocacy during the Economics Forum with Treasurer Scott Morrison organised by Federal Member David Coleman attended by the Programs Manager and Chairperson.
- The Agenda and preparation of Bi monthly Committee meetings including Treasurer's reports and preparation of Executive Outcomes Reports
- Advising the GRCCC of local environmental issues and developments concerning the river
- Review of Annual budgets



Cr Naji Peter Najjar
Chairperson



Cr Peter Scaysbrook
Vice Chairperson



Cr Andrew Tsounis
Treasurer

- Monthly financial budget review and tracking
- Annual General Meetings & Election preparation
- Briefing to new member Councillor representative of Liverpool Council
- Briefing to the new General Managers at Sutherland organised and attended by our Vice-Chair Cllr Peter Scaysbrook, Cllr Tom Croucher and the GRCCC Program Manager to outline the GRCCCs programs and achievements
- Annual Reports
- Preparation of the agenda and documents to present to the Finance and Administration Program Cluster Technical Group attended by the Chairperson to consider options for the use of the GRCCC Accumulated Surplus reserve.
- Raising community awareness through events & festivals such as Community days – Clean Up Australia Day attended by the Chairperson at Prospect Creek with Fairfield City Council volunteers.
- Partaking in positive media coverage for instance the Aboriginal Riverkeeper Team
- Reviewing quotations as per the financial delegations under the Executive Groups Terms of Reference for quotes on the Riverkeeper Ute that was subsequently presented to the Committee and the security at the Riverkeeper Centre.
- Assisting our Host council with the preparation of a report, requesting that the GRCCC be hosted for a further 4 year period to September 2020.
- Keeping abreast of policy changes and reforms affecting natural resource management such as the Biodiversity reforms, Coastal reforms & Container Deposit Scheme
- Contributed to the statutory review of the Associations Incorporation Act by the NSW Department of Fair Trading. The GRCCC can use the model constitution to update its own constitution.
- The GRCCC applied for the 2016 Australian Riverprize. The International Riverfoundation has decided to postpone the award to September 2017, during the 20th International Riversymposium that will take place in Brisbane. The GRCCC application was short listed in the review process and we will be invited to submit a Stage 2 application.

I thank the Executive Group for their hard work and commitment. A special thanks goes to our former Chairperson Cllr Naji Peter Najjar for all his hard work and commitment to the GRCCC over many years.

Svetlana Kotevska
GRCCC Program Manager



RIVERKEEPER PROGRAM

KEY MILESTONES:

Collection of 108.5 tonne of rubbish

71.4 hectares of primary bush regeneration

16,432 plantings

43,507 community volunteer hours

A total of 59.5 hours of community engagement via education and promotional activity

Ongoing successful delivery of the Clean Energy Future Biodiversity Fund grant project incorporating the Aboriginal Riverkeeper Team and related contractors

Ongoing delivery of three Green Army teams

Serving on the NSW EPA Container Deposit Scheme Environment Working Group

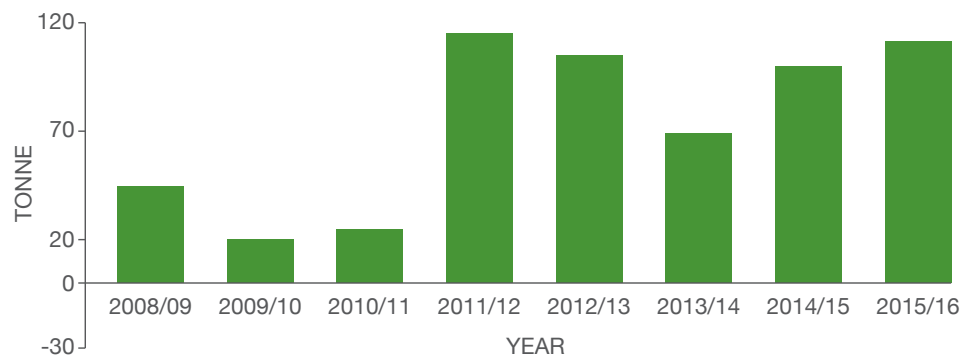
The 2015/2016 year has been a year of significant outcomes for the Riverkeeper Program. Corrective Services teams, the Aboriginal Riverkeeper Team, three Green Army teams and contractors engaged through Local Land Services funding delivered over 108 tonne of rubbish removal, 71 hectares of bush regeneration and the installation of over 16,400 plants from 43,507 community volunteer hours.

Overall the 2015/2016 year was an improvement in outcomes and outputs over the previous year, especially in regard to primary bush regeneration:

- Rubbish Collection increased by 9.1%.
- Primary bush regeneration increased by 545% as forecast to occur under the Clean Energy Future Biodiversity Fund projected outputs
- Community volunteer hours increased 13.2%

For the fifth consecutive year the Riverkeeper Program has delivered rubbish collection results significantly above results in previous periods. Figure 1 below shows the annual rubbish collection from 2008/09 to 2015/16.

Figure 1
Annual Riverkeeper Rubbish Collection (Tonnes) for Georges River Catchment



RIVERKEEPER PROGRAM

Table 1 (below) shows the allocation of Riverkeeper team resources (Corrective Services and Green Army) and the rubbish removal results for each local government area. A total of 108,537 kilograms was removed by the program using 16,762 hours.

**Table 1: Rubbish Collection by Local Government Area
YEAR TO DATE 2015 / 2016**

LGA	No. Allocated Days	Total Sites Visited	Volunteer Hours	Bags Collected	Bag Weight Kilograms	Extra Kilograms #	Total Kilograms	Downriver Waste Movement Reduction
Bankstown	46	275	2238	949	14235	200	14435	54962
Campbelltown	44	281	2562	1126	16890	1050	17940	0
Fairfield	47	271	2347	1046	15690	232	15922	39040
Hurstville	38	174	1833	670	10050	1017	11067	70112
Kogarah	31	189	1205	338	5066	15	5081	81179
Liverpool	47	264	2684	1239	18585	2515	21100	17940
Rockdale	52	212	2172	880	13200	84	13284	86260
Sutherland	37	198	1662	534	8003	990	8993	81179
Wollondilly	0	0	0	0	0	0	0	0
NPWS	0	0	60	45	675	40	715	
TOTAL	342	1864	16762	6826	102394	6143	108537	

Extra Kilograms = large items that can't be bagged. Eg. Shopping trollys, crates, tyres and wheels, lounges, metal sheeting etc.

A list of rubbish collection work sites and bush regeneration sites are provided in Appendix G.

Through the Australian Government's Clean Energy Future Biodiversity Fund grant project (Aboriginal Riverkeeper Team and contractors), the three Green Army teams and the Local Land Services grant significant resources were allocated to bush regeneration and related activities.



RIVERKEEPER PROGRAM

Table 2 shows the allocation of teams and resources and bush regeneration results for each local government area. A total of 916,682 m² (91.6 hectares) was worked by the program and 16,432 plants were installed from 25,540 hours.

Table 2: Bush Regeneration Summary by Local Government Area YEAR TO DATE 2015 / 2016

LGA	Resource Hours	WEED TREATMENT						REVEGETATION		OTHER		
		Primary Weed Area m ²	Maint Weed Area m ²	Total Area Worked m ²	Weeds Insitu m ³	Weeds Existu m ³	Total Weeds	No. Plants	Area Reveg m ²	Area Mulched m ²	Track Work (m)	Bank Stabilised (m)
Bankstown	1923.9	8980	2465	11445	46.75	53.5	100.25	0	0	0	0	0
Campbelltown	3124.9	640081	36412	676493	612.45	26.75	639.2	3076	1100	1200	0	0
Fairfield	3956.4	6004	25090	31094	1343.25	58.85	1402.1	120	315.25	780	0	0
Hurstville	3384.9	3872	6554	10426	78.1	60.3	138.4	1300	1485	595	0	0
Kogarah	3206.8	25150	41980	52130	54.65	73.1	127.75	4386	6355	150	80	5
Liverpool	3506.1	18290	55220	73510	684.75	32.25	717	0	0	0	0	0
Rockdale	3278.3	7899	21965	29864	131.75	43.25	175	7075	4660	1891	40	230
Sutherland	3158.8	3720	28000	31720	90.5	51.75	142.25	475	1160	0	20	0
Wollondilly	0	0	0	0	0.00	0.00	0	0	0	0	0	0
NPWS	0	0	0	0	0.00	0.00	0	0	0	0	0	0
TOTAL	25540.1	713996	217686	916682	3042.2	399.75	3441.95	16432	15075.25	4615	140	235

(i) Primary Weed Area: First time weeding of an area.

(ii) Maintanane Weed Area: Follow up weeding to remove weed species regrowth.

(iii) Weeds Insitu: Green waste left onsite as erosion control, mulch, habitat, etc. Low risk of vegetation reproduction.

(iv) Weeds Exsitu: Green waste removed from site due to high risk of plant regeneration and further weed infestation.

(v) Track Work: Construction, maintenance, rehabilitation, erosion control, etc of bushland and walking tracks.

(vi) Bank Stabilisation: Foreshore, fordune and riparian works to reduce or prevent erosion.

Community engagement activities included:

- Presentations to Peakhurst Garden Club, Georges River Seniors, Sans Souci Evergreens, East Hills Australian Plants Society, Menai Wildflower Group, Oatley Flora and Fauna Society, Ramsgate Senior Citizens Club and St George Independent Retirees Association
- Participation at the Liverpool National Tree Day, Campbelltown Riverfest, Clean Up Australia Day (Fairfield LGA), Sutherland Bushcare's Bushwackers Group, Aboriginal Traditional Knowledge Day at Kurnell and the Parramatta Eel Festival.

RIVERKEEPER PROGRAM

A number of the presentations and events included the participation of the Aboriginal Riverkeeper Team.

Three councils (Hurstville, Kogarah and Liverpool) utilised the Riverkeeper boat for on water activities including foreshore compliance inspections, weed surveys, stormwater outlet inspections and rubbish collection at difficult to access locations.

The Riverkeeper represented the GRCCC on the NSW EPA Container Deposit Scheme (CDS) Environment Working Group. The GRCCC also submitted a submission on behalf of member Councils on the design of the CDS. The outcome of the working groups and submissions will result in the NSW Government introducing a Container Refund Scheme in July 2017. It is anticipated scheme will result in significant reductions in beverage container litter across the Georges River catchment.

To put the litter problems in to perspective:

- Australians consume 17 billion beverage containers per year
- New South Wales consumes 4.2 billion beverage containers per year
- An estimated 4% - 168 million – containers are littered in NSW per year
- 15.5% of the NSW population lives in the Georges River catchment
- 15.5% of 168 million containers is 26 million containers littered in the Georges River catchment per year

The above figures are derived from NSW EPA and the Federal Government population statistics.

Anthony Wales
Riverkeeper Coordinator





RIVER HEALTH MONITORING PROGRAM

The River Health Monitoring Program assesses the ecological condition of waterways in the Georges River catchment. Robust ecological data is collected and analysed from 34 freshwater sites, 17 estuarine sites and a 46 km transect along the Georges River estuary. This data allows documentation of long term changes in the condition of waterways across the Georges River catchment and provides meaningful information to Member Councils on the condition of local waterways. Technical information is simplified for communication to the community, so that they are educated and empowered to care for their local waterways. The program continues to engage directly with community volunteers and students from primary, secondary and tertiary institutions. The River Health Program is funded by GRCCC Member Councils and receives ongoing support from the community, plus government, university and industry stakeholders.

The vision statement of the River Health Monitoring program is:

'To be a primary means of engagement and collaboration for understanding and improving the ecosystem health of the Georges and Cooks Rivers flowing into Botany Bay'

Milestones for 2015-16 include;

- Release of the 2014-15 River Health Report Card and Technical Report in December 2015. The Report Card simplifies technical data into grades which are indicative of the relative ecological condition of sites across the Georges River catchment. The Technical Report provides more detailed information and data about the ecological condition of each site for Member Councils to inform their management responses.
- Over 700 hours of direct community engagement, including community open days in Canterbury-Bankstown, Sutherland, Georges River and Fairfield Local Government Areas.

The River Health Program maintained and developed new partnerships with;

- The Georges River Environmental Education Centre (GREEC), with seven schools across the catchment participating in the program, allowing 509 hours of direct engagement with students. Working with GRCCC and GREEC has allowed students and teachers from across the Georges River catchment to experience a day in the life of an environmental scientist, whilst collecting ecological data from streams in their local area.
- GREEC, Campbelltown City Council and Sackville Street Public School, through developing materials and activities to integrate study of the Georges River into the curriculum for over 100 Year 5/6 students. Students were taught about catchment management, led through stream monitoring in the field and collected data in their local river. This initiative was very successful at engaging students and will be built upon in the future.
- Western Sydney University, through joining the Regional Centre of Expertise on Education for Sustainable Management – Greater Western Sydney (RCE-GWS),

RIVER HEALTH MONITORING PROGRAM



involvement in The Academy and W3ST Project, collaboration on research in the Georges River catchment and co-supervision of students. The RCE-GWS is endorsed by the United Nations and has gained international recognition for its sustainability research, teaching and community engagement. Members include local government, schools, community groups and universities. The Academy and W3ST Project are initiatives to connect high-achieving university students with not-for-profit organisations to gain work and industry experience.

- The NSW Office of Environment and Heritage (OEH), to align monitoring of the Georges River estuary (17 sites and 46 km transect) with state-wide methods. This facilitates collection of robust and informative data, plus allows comparison of the ecological condition of the Georges River estuary to comparable estuaries across NSW.
- Hornsby Shire and Kuringai Councils, to share information about our established waterway monitoring programs.
- New York's Billion Oyster Project, with a view to developing school engagement activities in estuaries with a local focus and global context. Further, developing activities for estuaries will facilitate engaging with communities and schools in the lower Georges River catchment.

In addition, other River Health activities included;

- Co-supervision of a student from Western Sydney University, investigating the reasons for counterintuitive improvements in water quality from upstream to downstream in the highly urbanised Bunbury-Curran Creek.
- Working with the Environmental Protection Authority and Western Sydney University to adjust licencing requirements for discharges from coal mines in the upper Georges River catchment.
- Leading the Aboriginal Riverkeeper Team through river monitoring protocols in the field.
- Participation in a Western Sydney University workshop to engage Aboriginal highschool students and encourage them to pursue university studies.
- Participation in Youth Eco-Summit with partners, Australian Museum, Cooks River Alliance and Parramatta River Catchment Group.
- Participation in festivals across the catchment: Riverfest (Campbelltown), Oatley Village Festival (Georges River) and Rockdale Earthday (Bayside).





RIVER HEALTH MONITORING PROGRAM

- Preparation of a paper presented at the 8th Australian Stream Management Conference in August 2016. The comparability of River Health data collected by citizen scientists and a qualified aquatic ecologist is assessed in the paper, titled: Reid DJ, Tippler C, Evans C & Kotevska S (2016). Comparison of stream macroinvertebrate monitoring data from citizen scientists and an aquatic ecologist. Proceedings of the 8th Australian Stream Management Conference, Blue Mountains, NSW, 8pp.
- Sharing data with a researcher from United Nations University, which will be used in a book chapter detailing case studies of Sydney wetlands for stormwater treatment.
- Preparation of a detailed report and meetings with representatives from Member Councils on the River Health Cluster to advise about the rationale and anticipated effects of implementing proposed amendments to the River Health Program.

Implementation of changes recommended in external reviews of the River Health Program

Following the reviews of the River Health Monitoring Program, priority recommendations have been implemented in consultation with Member Councils during meetings in November 2015 and June 2016. Key changes to the River Health program that were implemented in 2015-16 include:

- Including subcatchment reporting on River Health Report Cards, in recognition that sites within subcatchments typically experience similar impacts and to highlight changes in ecological condition from the upper forested catchment to the lower urbanised catchment.
- Addition of a site (Bottle Creek) within the Woronora River subcatchment.
- Quality assurance of family level macroinvertebrate identifications through cross-checking of a subset of samples by an independent aquatic ecologist.
- Transition to the Rapid Riparian Assessment methodology for riparian assessments, which was developed for use in urban streams.
- Exploration of whether stormwater channels are suitable for determining 'worst case' scenarios used in River Health Report Card grade calculations for freshwater sites.

Dr. David Reid
River Health Program Coordinator



¹ Findlay S, Taylor M, Davies P, and Fletcher A (2011). Development and application of a rapid assessment tool for urban stream networks. Water and Environment Journal, 25: 2-12.

ESTUARY MANAGEMENT PROGRAM

POLICIES AND GRANTS

Georges River Coastal Zone Management Plan (CZMP) was gazetted on the 10 July, 2015. Member Councils environment and planning staff, were briefed by the GRCCC to ensure staff understood the plans application to DAs and policies. The GRCCC meets with members annually to get an update on implementation of the 25 agreed management actions and Councils are actively implementing the Action plan to protect and improve the ecosystem health of the River. Four Councils have been successful in securing grants under the plan.

Greater Sydney Local Land Services (GS LLS) grant: The National Trust was engaged by the GRCCC to undertake bush regeneration across 8 member Councils sites. The GRCCC submitted its final report to the GS LLS. The grant enabled 1,000 plants to be installed with bushland vegetation rehabilitated including key koala habitat corridors and two Aboriginal Cultural heritage assessments with Tharawal and Gandangara Local Aboriginal Land Councils were undertaken.

GRCCC INPUT INTO STRATEGIC POLICY DEVELOPMENT

The GRCCC has influenced strategic policy developments in order to further our objectives of protecting and improving the Georges River and estuary.

- **Marine Estate Management Authority Hawkesbury Shelf marine bioregion discussion paper:** The GRCCC made a submission on the eight (8) suggested management initiatives to enhance marine biodiversity conservation and help reduce priority threats to the environmental assets and social and economic values and uses of the bioregion including the Georges River estuary.
- **Coastal reforms:** The GRCCC has attended workshops and kept members abreast of upcoming policy changes and the impact of the reforms on the CZMP that will still be relevant during the 5 year transitional period to 2021.
- Submission on the **NSW Biodiversity reforms**
- **Greater Sydney Commission:** The GRCCC has contributed to meetings as part of the district planning process regarding waterways and biodiversity.





ESTUARY MANAGEMENT PROGRAM

ADVOCACY

The GRCCC on behalf of its member Councils has lobbied and made submissions on numerous policies and developments that have the potential to impact the Georges River, including:

- **Moorebank Intermodal Terminal:** review of the Departments Assessment Report and presentation of the GRCCC concerns relating to the adverse impacts on water quality and loss of biodiversity to the Planning Assessment Commission public hearing.
- **Federal Member for Banks David Coleman - Economics Forum with Treasurer Scott Morrison:** the GRCCC spoke with the Treasurer and advocated for a National Stormwater Initiative as per the Senate Committee's Stormwater management Inquiry.
- **Sydney Water (SW) Wet Weather overflow workshops** a series of workshops were attended by the GRCCC and members informed of plans to amend SW Environmental Protection license to a risk based approach.
- Submission to the **Senate Inquiry on Marine Plastic pollution** and provision of data on plastics collected from the Georges River.
- Participation on the Environmental Working Group and submission on the **Container Deposit Scheme**
- Letters to **Environmental Protection Authority & Roads and Maritime Service** on safety concerns for kayakers & sewerage overflows
- Joint submission to **I-PART hearing into SW pricing** with the CRA & PRCG. This helped to secure funding for on ground works to improve water quality.
- Contributing to the **Waterway Pollution Interagency Meeting** by the Sydney Coastal Councils Group to discuss and clarify the roles, responsibilities and jurisdictions of all relevant state agencies and local councils in responding to waterway pollution incidents.


ESTUARY MANAGEMENT PROGRAM

WORKSHOPS

The GRCCC has organised and also was involved in a number of workshops over 2015-16 contributing to the development of ideas to advance best practice waterway health management:

- a. **Sydney Water** in collaboration with the GRCCC delivered a Healthy Waterways workshop to member Councils. The workshop focussed on incident response notification protocols; data and information sharing; sewer Leak Training and stormwater/WSUD Management with presentations given by two member Councils. A video of the Georges River highlighted the positive role of total catchment management. Additionally, SW in consultation with the GRCCC and member Councils identified on ground water quality improvement projects to form part of the **Georges River Waterway Improvement Plan (GRWIP)**. The GRWIP is an action plan identifying opportunities for WSUD works that initially link with SW capital works (such as raingardens, GPTs, green roofs/walls, bioretention systems, constructed wetlands, stormwater harvesting) that will be delivered in partnership with Councils to leverage better outcomes.
- b. **Ecosystem services/Traditional Aboriginal Ecological Knowledge workshop** was organised by the GRCCC whom engaged Aboriginal consultants to share knowledge with member Councils and run a site tour at Deepwater Park.
- c. **OEH and Universities National Estuaries Symposium** was attended by the GRCCC and the abstract of each researchers work was shared with members. Universities across Sydney as well as the OEH presented their latest research findings on a range of topics such as marine and estuarine biodiversity, seawalls and flower pot experiments, oyster research, contaminants, bacteria, algae in estuaries, stormwater impacts on ecosystems, micro plastics and the impact of boat moorings
- d. **Cooperative Research Centre Water Sensitive Cities (WSC) & Greater Sydney LLS workshop** a needs and opportunities workshop aimed at transiting Sydney into the most water sensitive city in the world was attended. The GRCCC contributed to the discussion relating to on ground practices, developing enabling structures (vision, policies and planning) and developing social and political capital. Our ideas will inform the CRC WSC Tranche 2 program 2016-2020. The 2020 vision on greening urban cities through urban forests was also presented.
- e. **Greater Sydney Local Land Services Urban Waterways program workshop** aimed at developing a collaborative partnership with key stakeholders including the GRCCC, to progress Sydney towards becoming a Water Sensitive City. The Urban Water Management Program will incorporate the WSUD in Sydney Program and the Botany Bay Water Quality Improvement Plan Program. Discussion related around what a water sensitive city looks like, barriers to WSUD and the benefits of a holistic and coordinated approach to WSUD.

Svetlana Kotevska
GRCCC Program Manager





GRCCC COMMUNICATIONS & ENGAGEMENT ACTIVITIES

The GRCCC organised and was involved in a number of communication and engagement activities over the year through its main project, Riverkeeper and River Health programs. The outputs delivered included:-

- Coordination and preparation of seven **media releases**
- Ongoing maintenance of **Georges River website** www.georgesriver.org.au including Georges River, NSW Facebook page
- Speaking **events, public presentations, workshops** and attendance at Council events
- Coordinated release and media engagement of the River Health and Riverkeeper Report Cards, including stakeholder communications
- Development of volunteer recruitment for River Health, Riverkeeper events including posters/flyers and web, media releases

GRCCC COMMUNICATIONS & ENGAGEMENT OUTPUTS 2015 - 2016

Media Releases

Aboriginal Riverkeeper Team restores significant areas of bushland across the Georges River.

River health volunteers needed for the Georges River.

GRCCC member Councils raise concerns with the environmental impacts of the power outage at Cronulla Pumping Station and Wastewater Treatment Plant.

Riverkeeper Program delivers significant rubbish collection and bush regeneration results across the Georges River catchment.

Georges River Ecological Health Monitoring Program releases Catchment Report Card for 14/15.

The Georges River needs your help.

Trainee Aboriginal Riverkeeper Team save Aboriginal culture and the local environment.

Presentations given by GRCCC Staff

Peakhurst Garden Club - Riverkeeper

Georges River Seniors - Riverkeeper

Moorebank Intermodal Terminal - PAC – Program Manager

Coastal Zone Management Plan gazettal briefing sessions: Fairfield, Hurstville and Liverpool City Councils – Program Manager

Jul 2015

Aug 2015

Aug 2015

Oct 2015

Dec 2015

Apr 2016

Apr 2016

Jul 2015

Jul 2015

Jul 2015

Jul - Aug 2015

GRCCC COMMUNICATIONS & ENGAGEMENT ACTIVITIES

Sans Souci Evergreens – Riverkeeper	Aug 2015
St Finbars Primary School, Sans Souci - Riverkeeper and ART	Sept 2015
Metro Local Aboriginal Local Land Council Board – Program Manager	Nov 2015
OEH CALD/ Sustainable Communities – Liverpool Migrant Resource Centre - Program Manager	Nov 2015
East Hills (Peakhurst) Australian Plant Society - Riverkeeper	Mar 2016
ART @Bushwhackers Day – Oyster Creek	Mar 2015
Menai Wildflower Group Presentations - Riverkeeper	Apr 2016
Oatley Flora and Fauna- ART & Program Manager	Apr 2016
Liverpool Council – River Connection Strategy Riverkeeper and Program Manager	Apr 2016
Ramsgate Senior Citizens Club - Riverkeeper	May 2016
St George Independent Retirees Association - Riverkeeper	May 2016
University of Western Sydney – Parramatta – Program Manager and River Health Co-ordinator	Jun 2016
GRCCC Involvement in Events, Trainings and Forums	
Riverfest, Campbelltown	Aug 2015
Green Army Team – Aboriginal Cultural Heritage with Aunty Julie	Sept 2015
Greater Sydney Local Land Services - LGAG	Sept 2015
Tasmanian and Sydney Catchment Group Meeting	Sept 2015
Oatley Village Festival	Oct 2015
Youth Eco Summit	Oct 2015
Water Sensitive Cities – CRC WSC & GS LLS	Oct 2015
Charles Start University preliminary finding on value of urban waterways	Oct 2015
I-PART Public Hearing	Nov 2016
Management Plan for Shipwrights Reserve, Blakehurst presented to Kogarah City Council by ART	Dec 2015
Cooks River Alliance Citizen Jury	Feb 2016

GRCCC COMMUNICATIONS & ENGAGEMENT ACTIVITIES

Mar 2016	Cultural Heritage day at La Perouse with Aboriginal Elder, Dave Ingrey
Mar 2016	Aboriginal Cultural Appreciation training GRCCC and member Councils
Mar 2016	Catchment Group Meeting hosted by GRCCC
Apr 2016	Rockdale Earth Day
Apr 2016	Eel Festival at Parramatta, Sydney Living Museum Festival
May 2016	University of Western Sydney, Bankstown - Indigenous Careers Kickstart "Working on Country"
May 2016	Sydney Water & GRCCC - Healthy Waterways Workshop
May 2016	National Estuaries Network Science Day Symposium
Jun 2016	TEK Ecosystems Services Workshop
Jun 2016	Wollongong Indigenous Careers Kickstart Employment Day
Jun 2016	University of Western Sydney, The Academy Community Engagement Forum

GRCCC Volunteer Days

Jul 2015	National Tree Day, Liverpool City Council
	River Health Sampling Days
Sept - Nov 2015	Open Community Days: Bankstown, Sutherland, Hurstville and Wollondilly
Aug - Nov 2015	With GREEC: Liverpool and Campbelltown
Mar 2016	Clean up Australia Day – Fairfield LGA

GRCCC Meetings with Federal and State Members of Parliament

Feb 2016	Economics Forum with David Coleman and Treasurer Scott Morrison
----------	---

GRCCC COMMUNICATIONS & ENGAGEMENT ACTIVITIES

GRCCC Website Analysis - www.georgesriver.org.au

- 39,389 page views over 2015/2016*
- 14,082 users – New users 74%
- Pageviews 39,389 (more than half spent greater than 2 minutes on the website)
- New Users 74%

*Period July 2015 to end of April 2016 excluding May/June due to potential confusion when people may have visited the website when intending the Georges River Council website which was proclaimed post amalgamations.

Georges River Facebook – Facebook Georges River NSW

- 80 Posts
- 450 Likes
- Average Posts – 1.54 per week
- Total reach – 49,400 people
- Average reach per post – 618
- Top Post – 7,500 – ‘Salt Pan Creek clean up by Green Army’

Prepared by Lisa Smith



FINANCIAL STATEMENTS 2015 - 2016

FOR THE YEAR ENDED 30 June 2016

GEORGES RIVER COMBINED COUNCILS' COMMITTEE INC

ABN 18 246 792 704

Statement by Members of the Committee

For the Year Ended 30 June 2016


The committee has determined that the association is not a reporting entity and that this special purpose financial report should be prepared in accordance with the accounting policies described in Note 1 to the financial statements.

In the opinion of the committee the financial report as set out on pages 2 to 10:

1. Presents a true and fair view of the financial position of Georges River Combined Councils' Committee Inc. as at 30 June 2016 and its performance for the year ended on that date in accordance with accounting policies described in Note 1 to the financial statements; and
2. At the date of this statement, there are reasonable grounds to believe that Georges River Combined Councils' Committee Inc. will be able to pay its debts as and when they fall due.


This statement is made in accordance with a resolution of the Committee and is signed for and on behalf of the Committee by:

Responsible Officer



Manager – Environmental Sustainability – Georges River Council – Alison Hanlon

Responsible Officer



Program Manager – GRCCC – Svetlana Kotevska

Date: 4 October 2016

FINANCIAL STATEMENTS 2015 - 2016

GEORGES RIVER COMBINED COUNCILS' COMMITTEE INC

ABN 18 246 792 704

Statement of Profit or Loss and Other Comprehensive Income
For the Year Ended 30 June 2016

	2016	2015
	\$	\$
Revenue		
Membership and Program fees	464,054	451,860
Operating Grants	583,455	713,000
Interest	20,255	20,021
Net Gain on Disposal of Assets	16,278	0
Total Revenue	1,084,042	1,184,881
Expenses		
Employee benefits expense	(345,953)	(300,052)
Depreciation and amortisation expense	(16,043)	(19,944)
Materials & Contracts	(507,973)	(608,884)
Other expenses	(25,382)	(23,740)
Total Expenses	(895,351)	(952,620)
Surplus / (deficit) before income tax	188,691	232,261
Income tax expense	0	0
Surplus / (deficit) for the year	188,691	232,261
Other comprehensive income:		
Other comprehensive income for the year, net of tax	0	0
Total comprehensive income for the year	188,691	232,261

The accompanying notes form part of these financial statements

FINANCIAL STATEMENTS 2015 - 2016

GEORGES RIVER COMBINED COUNCILS' COMMITTEE INC

ABN 18 246 792 704
Statement of Financial Position
As at 30 June 2016

	2016	2015
Note	\$	\$
ASSETS		
Current assets		
Cash and cash equivalents	2 1,025,342	729,365
Trade and other receivables	3 0	27,242
Other current assets	4 20,115	15,212
Total current assets	1,045,457	771,819
Non-current assets		
Property, plant and equipment	5 57,645	38,805
Total non-current assets	57,645	38,805
TOTAL ASSETS	1,103,102	810,624
LIABILITIES		
Current liabilities		
Trade and Other Payables	6 127,616	49,177
Borrowings	7 0	0
Employee leave entitlement provision	8 47,795	21,550
Total current liabilities	175,411	70,727
Non-current liabilities		
Employee leave entitlement provision	8 5,802	6,699
Total Non-current liabilities	5,802	6,699
TOTAL LIABILITIES	181,213	77,426
NET ASSETS	921,889	733,198
MEMBERS' FUNDS		
Accumulated surplus	921,889	733,198
TOTAL MEMBERS' FUNDS	921,889	733,198

The accompanying notes form part of these financial statements

FINANCIAL STATEMENTS 2015 - 2016

GEORGES RIVER COMBINED COUNCILS' COMMITTEE INC

ABN 18 246 792 704

Statement of Changes in Equity
For the Year Ended 30 June 2016

Statement of Changes in Equity

For the Year Ended 30 June 2016 2016

	Accumulated surplus \$	Members' funds \$
Balance at 1 July 2015	733,198	733,198
Surplus / (deficit) for the year	188,691	188,691
Other comprehensive income for the year	0	0
Balance at 30 June 2016	921,889	921,889

2015

	Accumulated surplus \$	Members' funds \$
Balance at 1 July 2014	500,937	500,937
Surplus / (deficit) for the year	232,261	232,261
Other comprehensive income for the year	0	0
Balance at 30 June 2015	733,198	733,198

The accompanying notes form part of these financial statements

FINANCIAL STATEMENTS 2015 - 2016

GEORGES RIVER COMBINED COUNCILS' COMMITTEE INC

ABN 18 246 792 704
Statement of Cash Flows
For the Year Ended 30 June 2016

	2016	2015
Note	\$	\$
CASH FROM OPERATING ACTIVITIES:		
Membership and Program Fees	573,416	449,741
Operating grants receipts	654,506	713,000
Other receipts	330	25,872
Payments to suppliers and employees	(952,531)	(929,083)
Interest received	20,255	20,021
Net cash generated from /(used by) operating activities	9 <u>295,977</u>	<u>279,551</u>
Net increase /(decrease) in cash and cash equivalents held	295,977	279,551
Cash and cash equivalents at beginning of financial year	729,365	449,814
Cash and cash equivalents at end of financial year	2 <u>1,025,342</u>	<u>729,365</u>

The accompanying notes form part of these financial statements

FINANCIAL STATEMENTS 2015 - 2016

GEORGES RIVER COMBINED COUNCILS' COMMITTEE INC

ABN 18 246 792 704

Notes to the Financial Statements

For the Year Ended 30 June 2016

Statement of Significant Accounting Policies

(a) General information

Georges River Combined Councils' Committee Inc. is an association incorporated under the Associations Incorporations Act 2009 of New South Wales and is domiciled in Australia.

The financial report is a special purpose financial report prepared to satisfy the financial report preparation requirements of the Associations Incorporation Act 2009 of New South Wales. The committee has determined that the association is not a reporting entity.

The following significant accounting policies, which are consistent with the previous period unless otherwise stated, have been adopted in the preparation of this financial report.

(b) Property, Plant and Equipment

Each class of property, plant and equipment is carried at cost or fair value less, where applicable, any accumulated depreciation.

Plant and equipment

Plant and equipment are measured on the cost basis.

Depreciation

The depreciable amount of all fixed assets, excluding freehold land, is depreciated on a straight line basis over their useful lives to the Group commencing from the time the asset is held ready for use.

The depreciation rates used for each class of depreciable assets are:

Plant and Equipment	10% - 20%
---------------------	-----------

The assets' residual values and useful lives are reviewed, and adjusted if appropriate, at each balance sheet date.

(c) Cash and Cash Equivalents

Cash and cash equivalents include cash on hand, deposits held at call with banks, other short-term highly liquid investments with original maturities of three months or less, and bank overdrafts.

FINANCIAL STATEMENTS 2015 - 2016

GEORGES RIVER COMBINED COUNCILS' COMMITTEE INC

ABN 18 246 792 704
Notes to the Financial Statements
For the Year Ended 30 June 2016

1 Statement of Significant Accounting Policies continued

(d) Employee Benefits

Provision is made for the association's liability for employee benefits arising from services rendered by employees to balance date and is measured at the amounts expected to be paid when the liability is settled.

(e) Income Tax

The association is a not-for-profit institution and is exempt from income tax.

(f) Revenue

Interest revenue is recognised on a proportional basis taking into account the interest rates applicable to the financial assets.

Revenue from the rendering of services is recognised upon the delivery of the service to the customers.

Grant and donation income is recognised when the entity obtains control over the funds, which is generally at the time of receipt.

All revenue is stated net of the amount of goods and services tax (GST).

(g) Goods and Services Tax (GST)

Revenues, expenses and assets are recognised net of the amount of GST, except where the amount of GST incurred is not recoverable from the Australian Taxation Office. In these circumstances the GST is recognised as part of the cost of acquisition of the asset or as part of an item of the expense. Receivables and payables in the statement of financial position are shown exclusive of GST.

(h) Comparative Figures

Comparative figures have been adjusted to conform to changes in presentation for the current financial year where required by accounting standards or as a result of a change in accounting policy.

FINANCIAL STATEMENTS 2015 - 2016

GEORGES RIVER COMBINED COUNCILS' COMMITTEE INC

ABN 18 246 792 704

Notes to the Financial Statements

For the Year Ended 30 June 2016

	2016 \$	2015 \$
2 Cash and Cash Equivalents		
Cash at bank	290,882	9,586
Deposit	734,460	719,779
	<u>1,025,342</u>	<u>729,365</u>
Reconciliation of Cash		
Cash at the end of the financial year as shown in the cash flow statement is reconciled to items in the statement of financial position as follows:		
Cash and cash equivalents	1,025,342	729,365
Borrowings - Overdraft	0	0
	<u>1,025,342</u>	<u>729,365</u>
3 Trade and Other Receivables		
CURRENT		
Income Accruals	0	0
GST Claimable	0	27,242
	<u>0</u>	<u>27,242</u>
4 Other Assets		
CURRENT		
Prepayments	20,115	15,212
	<u>20,115</u>	<u>15,212</u>

FINANCIAL STATEMENTS 2015 - 2016

GEORGES RIVER COMBINED COUNCILS' COMMITTEE INC

ABN 18 246 792 704
Notes to the Financial Statements
For the Year Ended 30 June 2016

	2016 \$	2015 \$
5 Property Plant and Equipment		
Plant and equipment		
At cost	145,451	139,156
Less: accumulated depreciation	<u>87,806</u>	<u>100,351</u>
Total plant and equipment	<u>57,645</u>	<u>38,805</u>
Total property, plant and equipment	<u><u>57,645</u></u>	<u><u>38,805</u></u>
Movements in Carrying Amounts		
	Plant and Equipment \$	Total \$
Current Year		
Balance at the beginning of 1 July 2015	38,805	38,805
Additions	38,060	38,060
Disposals	(3,177)	(3,177)
Depreciation expense	<u>(16,043)</u>	<u>(16,043)</u>
Carrying amount at the end of 30 June 2016	<u><u>57,645</u></u>	<u><u>57,645</u></u>
Prior Year		
Balance at the beginning of 1 July 2014	58,749	58,749
Depreciation expense	<u>(19,944)</u>	<u>(19,944)</u>
Carrying amount at the end of 30 June 2015	<u><u>38,805</u></u>	<u><u>38,805</u></u>
6 Trade and Other Payables		
CURRENT		
Trade payables	0	31,708
Sundry payables and accrued expenses	<u>127,616</u>	<u>17,469</u>
	<u><u>127,616</u></u>	<u><u>49,177</u></u>
7 Borrowings		
CURRENT		
Overdraft	<u>0</u>	<u>0</u>
	<u><u>0</u></u>	<u><u>0</u></u>

FINANCIAL STATEMENTS 2015 - 2016

GEORGES RIVER COMBINED COUNCILS' COMMITTEE INC

ABN 18 246 792 704

Notes to the Financial Statements

For the Year Ended 30 June 2016

	2016 \$	2015 \$
8 Provisions		
CURRENT		
Employee benefits	47,795	21,550
NON CURRENT		
Employee benefits	5,802	6,699
	53,597	28,249
9 Cash Flow Information		
Cash Flow from Operations with Profit/(Deficit) after Income Tax		
Surplus/(deficit) for the year	188,691	232,261
Cash flows excluded from profit attributable to operating activities:		
Non-cash flows in profit:		
Net effects of purchase and disposal of assets	(34,884)	0
Depreciation	16,043	19,944
Changes in assets and liabilities, net of the effects of purchase and disposal of subsidiaries:		
(Increase)/decrease in trade and other receivables	27,242	(3,490)
(Increase)/decrease in prepayments	(4,902)	(1,241)
(Decrease)/increase in trade payables and accruals	78,439	38,032
(Decrease)/Increase in provisions	25,348	(5,955)
	295,977	279,551

FINANCIAL STATEMENTS 2015 - 2016

STATEMENT BY MEMBERS

ANNUAL STATEMENTS GIVE TRUE AND FAIR VIEW OF THE FINANCIAL POSITION AND PERFORMANCE

We, ...Svetlana Kotevska and Alison Hanlon being members of the committee of Georges River Combined Councils Committee Inc. certify that –

The statements attached to this certificate give a true and fair view of the financial position and performance of Georges River Combined Councils Committee Inc. during and at the end of the financial year of the association ending on 30 June 2016.

Signature: 

Date: 4.10.2016

Signature: 

Date: 5.10.2016

FINANCIAL STATEMENTS 2015 - 2016



INDEPENDENT AUDITOR'S REPORT TO THE MEMBERS OF GEORGES RIVER COMBINED COUNCILS' COMMITTEE INC.

Report on the Financial Report

We have audited the accompanying financial report, being a special purpose financial report, of Georges River Combined Councils' Committee Inc. (the association), which comprises the statement of financial position as at 30 June 2016, the statement of profit or loss and other comprehensive income, statement of changes in equity and statement of cash flows for the year then ended, notes comprising a summary of significant accounting policies and other explanatory information, and the statement by the members of the committee.

Committee's Responsibility for the Financial Report

The committee of Georges River Combined Councils' Committee Inc. is responsible for the preparation and fair presentation of the financial report, and has determined that the basis of preparation described in Note 1 is appropriate to meet the requirements of the NSW *Associations Incorporation Act 2009* and is appropriate to meet the needs of the members. The committee's responsibility also includes such internal control as the committee determines is necessary to enable the preparation and fair presentation of a financial report that is free from material misstatement, whether due to fraud or error.

Auditor's Responsibility

Our responsibility is to express an opinion on the financial report based on our audit. We have conducted our audit in accordance with Australian Auditing Standards. Those standards require that we comply with relevant ethical requirements relating to audit engagements and plan and perform the audit to obtain reasonable assurance whether the financial report is free from material misstatement.

An audit involves performing procedures to obtain audit evidence about the amounts and disclosures in the financial report. The procedures selected depend on the auditor's judgment, including the assessment of the risks of material misstatement of the financial report, whether due to fraud or error. In making those risk assessments, the auditor considers internal control relevant to the association's preparation and fair presentation of the financial report, in order to design audit procedures that are appropriate in the circumstances, but not for the purpose of expressing an opinion on the effectiveness of the association's internal control. An audit also includes evaluating the appropriateness of accounting policies used and the reasonableness of accounting estimates made by the committee, as well as evaluating the overall presentation of the financial report.

We believe that the audit evidence we have obtained is sufficient and appropriate to provide a basis for our audit opinion.

Opinion

In our opinion, the financial report gives a true and fair view of the financial position of Georges River Combined Councils' Committee Inc. as at 30 June 2016 and of its financial performance for the year then ended in accordance with the accounting policies described in Note 1 to the financial statements, and the requirements of the NSW *Associations Incorporation Act 2009*.

Assurance Partners

Practising as Hill Rogers Assurance Partners | ABN 56 435 338 966
Member of Moisset KSL, an association of global independent accounting firms. Liability limited by a scheme approved under Professional Standards Legislation.



FINANCIAL
STATEMENTS
2015 - 2016



Basis of Accounting and Restriction on Distribution

Without modifying our opinion, we draw attention to Note 1 to the financial statements, which describes the basis of accounting. The financial report has been prepared to assist Georges River Combined Councils' Committee Inc. to meet the requirements of the NSW *Associations Incorporation Act 2009*. As a result, the financial report may not be suitable for another purpose.

Hill Rogers
Assurance Partners

A handwritten signature in black ink, appearing to read "B. Hanger".

.....
BRETT HANGER

Partner

Registered company auditor: #345850

Dated at Sydney this 5th day of October 2016

APPENDICES

APPENDIX A GRCCC REPRESENTATION ON PARTNER PROGRAMS

The GRCCC partners with a number of organisations to deliver its on ground works and also works and collaborates with multiple agencies on behalf of member Councils to ensure our programs are current, include the latest research and represent industry best-practice including:-

- NSW Office of Environment and Heritage and National Parks and Wildlife Services' – provision of Riverkeeper premises and on ground work collaboration including estuaries and catchment science team on monitoring and field work
- Sydney Water – the Georges River Improvement Plan and Council workshops
- NSW Department of Corrective Services - Riverkeeper Program
- Western Sydney University, Regional Centre of Expertise on Education for Sustainable Management – Greater Western Sydney (RCE-GWS)
- Greater Sydney Landcare Network
- NSW Department of Education – Georges River Environment Education Centre – River Health program and schools engagement
- Local Aboriginal Land Councils and Councils Aboriginal advisory groups – Biodiversity Fund Grant program
- Australian Museum – River Health program
- Cooks River Alliance, Parramatta River Catchment Group and Sydney Coastal Councils Group– events, information sharing and capacity building
- Greater Sydney Local Land Services, Local Government and Community advisory groups



APPENDIX B

APPENDIX B GRCCC MEETINGS 2015 - 16 AND MEMBER COUNCIL REPRESENTATION

Meetings of the GRCCC were held bi-monthly with the location rotating between member Councils. During 2015 -2016 meetings were held on the following dates:

27 August 2015 at Bankstown City Council

29 October 2015 at Kogarah City Council AGM

25 February 2016 at Hurstville City Council

28 April 2016 at Sutherland Shire Council

23 June 2016 at Fairfield City Council

Site tours in 2015/16 showcasing Member Council Projects:

Bankstown City Council

27 August 2015 – Bankstown Library and Knowledge Centre

Kogarah City Council

29 October 2015 – Carss Park Environmentally friendly Sea Wall

Hurstville City Council

25 February 2016 – Hurstville Golf Course Stormwater Harvesting Scheme

The GRCCC Executive Group meets monthly and met on the following dates across the catchment with representative member Councillors invited to attend:

19 August 2015 – Bankstown LGA

16 September 2015 – Hurstville LGA

18 November 2015 – Rockdale LGA

17 February 2016 - Bankstown LGA

20 April 2016 – Georges River LGA

18 June 2016 – Georges River LGA

On the 21 October 2015 – Hurstville LGA – the Finance & Administration Cluster met at which the Chairperson was present

APPENDIX B

APPENDIX B MEMBER COUNCIL REPRESENTATION AT GRCCC MEETINGS 2015 - 16

	Aug 2015	Oct 2015	Feb 2016	April 2016	June 2016
HOST COUNCIL	Bankstown	Kogarah	Hurstville	Sutherland	Fairfield
Bankstown*					
Councillor	X	X	X	X	*
Staff	X	X	X	X	X
Campbelltown					
Councillor					X
Staff		X		X	X
Fairfield					
Councillor	X				X
Staff	X	X	X		X
Hurstville*					
Councillor					*
Staff		X	X	X	X
Kogarah*					
Councillor					*
Staff	X	X		X	X
Liverpool					
Councillor	X	X	X	X	X
Staff	X	X	X		X
Rockdale					
Councillor	X	X	X	X	X
Staff	X	X	X	X	X
Sutherland					
Councillor		X		X	X
Staff		X	X	X	X
Wollondilly					
Councillor				X	X
Staff			X	X	

*Councils which amalgamated in May 2016.

Bankstown City Council merged with Canterbury City Council and became The City of Canterbury-Bankstown with an Administrator appointed. Kogarah City Council merged with Hurstville City Council and became Georges River Council and an Administrator appointed. As a result, Kogarah and Hurstville and Bankstown City Councils were not represented by a Councillor at the June Meeting.

APPENDIX C

APPENDIX C ELECTION OF OFFICE BEARERS 30 OCTOBER 2015 AT THE ANNUAL GENERAL MEETING

The following members of the GRCCC were elected as office bearers at the Annual General Meeting at Hurstville City Council on 30 October 2015:

Chairperson: Cr Naji Peter Najjar (Bankstown City Council) Chair to May 2016

Vice Chairperson: Cr Peter Scaysbrook (Sutherland Shire Council) Acting Chairperson from June 2016

Public Officer / Treasurer: Cr Andrew Tsounis (Rockdale City Council) Acting Vice Chairperson from June 2016

2015-16 HOSTING OF THE GRCCC: HURSTVILLE CITY COUNCIL / GEORGES RIVER COUNCIL

The GRCCC would like to express its sincere thanks to Hurstville City Council/ Georges River Council for the tremendous support provided during the 2015-2016 period. In particular, we would like to thank our Host Manager Alison Hanlon, Manager Environmental Sustainability who has provided valuable support and advice to the GRCCC. The GRCCC would also like to thank our Host Council financial accounts team including Mr Sikendar Bilal and Ms Rindayi Matienga for their regular support and advice, Ms Sana Geadah – Manager Contracts, Mr Rob Formica – Fleet Manager as well as the payroll, works depot, human resources and Information Technology teams for your assistance to the GRCCC and ongoing support.

APPENDIX D

APPENDIX D PARTICIPATING COUNCILS

Bankstown City Council

Cr Naji Peter Najjar, Member
Mr James Carey, Manager
Ms Robyn Young, Technical Officer
Ms Rebecca Bell, Technical Officer
Ms Emily Forrest, Team Leader
Ms Cherie Blackburn, Technical Officer
Mr Paul Angel, Technical Officer
Mr Colin Brennan, Technical Officer

Campbelltown City Council

Cr George Greiss, Member
Ms Renee Winsor, Manager
Mr Mitchell Clark, Technical Officer
Mr Michael Rhydderch, Technical Officer
Mr Roy Morizzi, Technical Officer
Ms Alex Cave, Technical Officer
Debbie McCall, Aboriginal Advisory Committee Member

Fairfield City Council

Cr Dai Le, Member
Cr George Barcha, Member
Cr Ken Yeung
Mr Stuart Rodham, Manager
Mr Tim Meaker, Manager
Ms Helen Pollard, Technical officer
Mr Eddie Ferry, Technical Officer
Mr Neil Ramsay, Technical Officer
Mr Scott Reyes, Technical Officer
Mr Tim Johnson, Technical Officer
Mr Darren Ikin, Technical Officer
L Malone, Aboriginal Advisory Officer

Hurstville City Council

Cr Vince Badalati, Member
Cr Rita Kastanias, Member
Cr Con Hindi, Member
Cr Colin Drane, Member
Mr Rob Casey, Manager
Ms Alison Hanlon, Manager
Ms Kathryn Godfrey, Technical Officer
Ms Heather Stolle, Technical Officer

Kogarah City Council

Cr Nathaniel Smith, Member
Mr Glen Moody, Manager
Mr Tom Heath, Technical Officer

Liverpool City Council

Cr Peter Harle, Member
Cr Geoff Shelton, Member
Mr Madhu Pudasaini, Manager
Mr Arvind Lal, Manager
Mr Maruf Hossain, Manager
Mr Joel Daniels, Technical Officer
Ms Belinda Hodges, Technical Officer
Mr Albert Galleta, Manager
Mr Kevin Smith, Manager
Ms Sonya Reyes, Manager
Ms Bilijana Jovanovic, Technical Officer
Norma Burrows, Aboriginal Advisory Committee Member

Rockdale City Council

Cr Andrew Tsounis, Member
Cr Bill Saranovski, Member
Mr David Dekel, Manager
Ms Alexandra Vandine, Manager
Ms Rachel Buzio, Technical Officer
Mr Colin Mable, Manager

Sutherland Shire Council

Cr Peter Scaysbrook, Member
Cr Tom Croucher, Member
Mr Ian Drinnan, Manager
Mr Gwyn Cleeves, Manager
Mr Brendon Graham, Manager
Mr Guy Amos, Manager
Ms Beth Noel, Technical Officer
Mr Nathan Varley, Technical Officer
Ms Julie Nimmo, Technical Officer
Ms Tegan Yasserie, Technical Officer
Ms Shelly Read, Technical Officer
Mr Kevin Seymour, Technical Officer

Wollondilly Shire Council

Cr Michael Banasik, Member
Mr Brad Staggs, Manager
Ms Alexandra Stengl, Technical Officer
Ms Alex Burgess-Buxton, Technical Officer
Mr David Henry, Technical Officer

APPENDIX E

APPENDIX E PARTNERS AND NETWORKS

National Parks & Wildlife Service

Mr Andres Bianchi
Mr Barry Hodgson
Mr Kane Weeks
Mr Dean Kelly

NSW Department of Primary Industries

Ms Carla Ganassin
Ms Kylie Russell

Parramatta River Catchment Group

Ms Sarah Clift

Sydney Coastal Councils Group

Mr Geoff Withycombe
Belinda Atkins

Oceanwatch Australia

Mr Simon Rowe

Sydney Water

Ms Liz Minor
Mr Fernando Ortega
Mr Reid Butler
Mr Phil Birtles
Ms Kaia Hodge
Mr Daniel Cunningham
Mr Rodney Kerr
Mr Darren Cash
Mr Manu Black
Ms Judith Winder

NSW Corrective Services

Ms Josie Dayag
Mr Richard Anwaya
Mr Minh Tran
Mr Sam Masa
Ms Amy Boverill

Office of Environment and Heritage

Mr Gus Pelosi
Mr Aaron Wright
Ms Rebecca Swanson
Mr Peter Scanes

Cooks River Alliance

Mr Stephen Summerhayes
Ms Jasmine Payget
Ms Cath Renwick

NSW Department of Education

Mr Garth Jones – Georges River
Environmental Education Centre

Local Aboriginal Land Councils (LALC) and Aboriginal Representatives

Mr Paul Newman – Gandangara
Uncle Lew Solberg – Gandangara
Mr Brad Maybury – Gandangara
Uncle Allan Murray – Metro
Mr Jay Daley – Metro
Mr Nathan Moran – CEO Metro
Mr Lee Davidson – Metro
Ms Megan Ely – CEO Tharawal
Ms Abbi Whillock – Tharawal
Mr Chris Ingrey – CEO La Perouse
Mr Dave Ingrey – La Perouse
Ms Corinne Ladel – La Perouse
Ms Christy Ryan – La Perouse
Aunty Glenda Chalker
Aunty Julie Freeman
Mr Des Smith – Fairfield City Council
Aboriginal Advisory Committee

Community Representatives

Ms Sharyn Cullis – Georges River
Environmental Alliance
Mr Peter Trallagan – Georges River
Environmental Alliance
Ms Dawn Emerson – Past GRCCC
President
Mr Brian Shaw – Botany Bay &
Catchment Alliance
Mr Charles Gream – Botany Bay &
Catchment Alliance
Ms Melina Amerasinghe – Lower
Georges River Sustainability Initiative
Mr Kim Wagstaff – Friends of Oatley
Ms Anne Wagstaff – Friends of Oatley
Ms Signe Westerberg

APPENDIX E

GRCCC Staff

Ms Svetlana Kotevska, GRCCC Program Manager

Mr Tony Wales, Riverkeeper Coordinator

Mr David Reid, River Health Coordinator

Ms Lisa Smith, GRCCC Administration Officer

Greater Sydney Local Land Services

Ms Karen Kennedy

Ms Nerida Gill

Ms Margaret Bottrell

Ms Linda Dedovic

Mr Koshy Varghese

Mr Robert Adams

GRCCC Presenters to Committee Meetings

2015/2016

Darren Cash, Sydney Water

Ingrid Bascur-Gonzales, Bankstown City Council

Glen Moody, Kogarah City Council

Alison Hanlon, Hurstville City Council

Robert Kolano, Department of Defence – Holsworthy

John Forrester, Werribee Riverkeeper – Victoria

Svetlana Kotevska, David Reid & Tony Wales, GRCCC



APPENDIX F

APPENDIX F GRCCC PROGRAM CLUSTER MEMBERS

ESTUARY MANAGEMENT CLUSTER

Sutherland Shire Council

Gwyn Cleeves
Guy Amos
Brendan Graham
Shelly Reed

Hurstville City Council

Alison Hanlon
Kathy Godfrey

GRCCC

Svetlana Kotevska
Tony Wales

Bankstown City Council

Rebecca Bell
Cherie Blackburn

Kogarah City Council

Tom Heath
Glen Moody

Liverpool City Council

Maruf Hussain
Joel Daniels
Kevin Smith

Rockdale City Council

Alex Vandine

Fairfield City Council

Tim Meaker
Tim Johnson

**NSW Office of
Environment &
Heritage**

Gus Pelosi

RIVERKEEPER PROGRAM CLUSTER

Bankstown City Council

Rebecca Bell

Campbelltown City Council

Mitchell Johnson
Renee Winsor

Fairfield City Council

Tim Johnson
Helen Pollard

Hurstville City Council

Alison Hanlon
Kathy Godfrey

Kogarah City Council

Tom Heath

Liverpool City Council

Joel Daniels

Rockdale City Council

Alexandra Vandine
Rachel Buzio

Sutherland Shire Council

Kevin Seymour

Wollondilly Shire Council

Brad Staggs

GRCCC

Svetlana Kotevska
Tony Wales

CS NSW

Josie Dayag
Richard Anwaya
Field Officers
Mr Minh Tran
Mr Sam Masa
Ms Amy Boverill

**Greater Sydney
Local Land Services**

Margaret Bottrell

**National Parks &
Wildlife Service**

Barry Hodgson

APPENDIX F

RIVER HEALTH MONITORING PROGRAM

Bankstown City Council

Rebecca Bell
Robyn Young

Campbelltown City Council

Michael Rhydderch
Alexandra Cave

Fairfield City Council

Scott Reyes

Georges River Council

Alison Hanlon
Kathy Godfrey

Kogarah City Council

Tom Heath

Liverpool City Council

Joel Daniels

Rockdale City Council

Alexandra Vandine
Rachel Buzio

Sutherland Shire Council

Beth Noel
Tegan Yasserie
Nathan Varley

Wollondilly Shire Council

Damion Stirling
Alex Stengl

Georges River Environmental Education Centre

Garth Jones

GRCCC

David Reid
Svetlana Kotevska

GRCCC MEDIA CLUSTER

Bankstown City Council

Chantelle Dalla-Bona
Casli Mehmed

Campbelltown City Council

Peta Gismondo

Fairfield City Council

Morgan Downs

Liverpool City Council

Fiona Lelilo

Hurstville City Council

Anthea Desmond-Gregory

Kogarah City Council

Eva Papas
Rebecca Dalton

Rockdale City Council

Richard Price

Sutherland Shire Council

Karen Lord

Wollondilly Shire Council

Joanne Down

GRCCC Program Manager

Svetlana Kotevska

GRCCC GRANT FUND PROJECT STEERING COMMITTEE

Megan Ely, CEO, Tharawal

Nathan Moran, CEO, Metro LALC

Jay Daley, Metro LALC

Brad Maybury, Cultural Officer, Gandangara LALC

Mitchell Clark, Campbelltown City Council

John Beattie, Aboriginal & Cultural Heritage
Manager, Eco Logical Australia

Vanessa Cavanagh, Project Manager, Eco Logical
Australia

Svetlana Kotevska, Program Manager, GRCCC

Anthony Wales, Riverkeeper, GRCCC

Helen Pollard, Fairfield City Council

Kathy Godfrey, Hurstville City Council

Rebecca Bell, Bankstown City Council

Paul Angel, Bankstown City Council

Joel Daniels, Liverpool City Council

Belinda Hodges, Liverpool City Council

Alison Hanlon, Hurstville City Council

Kevin Seymour, Sutherland Shire Council

Mitchell Clark, Campbelltown City Council

Lisa Smith, Administration Officer, GRCCC

Margaret Bottrell, GS LLS

APPENDIX G

APPENDIX G GRCCC RIVERKEEPER PROGRAM CASE STUDIES

BANKSTOWN LGA

RUBBISH COLLECTION WORK SITES

TOTAL RUBBISH: 14,435 kgs TOTAL HOURS: 2,238

- Alan Ashton Reserve, Picnic Point
- Bill Delauney Reserve Wetlands, Revesby
- Bridge Street Reserve Mangroves, Padstow
- Centaur Street Wetlands, Revesby
- Deepwater Forest & Mangroves, Milperra
- Deepwater Park Wetlands, Milperra
- Deepwater Parkland Foreshore, Milperra
- East Hills Reserve, Cook Crescent, East Hills
- East Hills Reserve Foreshore, East Hills
- Garrison Point, Georges Hall
- Gordon Parker Reserve, Milperra
- Gow Street, Padstow
- Kelso Beach Foreshore, Milperra
- Kelso Creek North, Milperra
- Kentucky Reserve, Georges Hall
- Lambeth & Picnic Point Reserves
- Little Salt Pan Creek, Padstow
- Monash Reserve, East Hills
- Morgans Creek, Revesby
- Salt Pan Reserve, Revesby
- Stuart Street Reserve Mangroves, Padstow
- Vale of Ah, Milperra
- Virginius Reserve Mangroves, Padstow

BUSH REGENERATION SITES: 3 TOTAL AREA WORKED: 11,445 m²

- | | |
|---|----------------------|
| • Morgans Creek, Revesby | 995 m ² |
| • Virginius Reserve, Padstow | 7,250 m ² |
| • Boomerang Reserve, Sandakan Road, Revesby Heights | 3,200 m ² |

CAMPBELLTOWN LGA

RUBBISH COLLECTION WORK SITES

TOTAL RUBBISH: 17,940 kgs TOTAL HOURS: 2562

- Airds Road, Minto
- Bow Bowing Creek, Airds Road, Leumeah
- Bow Bowing Park GPT
- Bradbury Oval and Creek, Bradbury
- Cleopatra Reserve, Ambarvale
- Eagle Vale Pond, Eagle Vale
- Fisher's Ghost Creek, The Parkway, Bradbury
- Fullwood Reserve, Claymore
- Glenquarrie Walk, Macquarie Fields

APPENDIX G

- Greengate Road, Airds
- James Meehan Park, Macquarie Fields
- Kooringa Reserve, Raby
- Lower Mansfield Creek, St Helens Park
- Mansfield Creek, GPT, St Helens Park
- Marysfield Reserve, Blair Athol
- Mount Erin Drive, Blair Athol
- Park Central, Campbelltown
- Pembroke Park, Pembroke Road, Minto
- Quirk Reserve, Bradbury
- Redfern Creek GPT, Ingleburn
- Rose Park, Ben Lomond Road, Minto
- Samuel Place, Airds
- Spring Creek, St Helens Park
- St Andrews Park, St Andrews
- St Helens Park GPT, St Helens Park
- Sunderland Park, Raby
- Swaffam Road, Minto

BUSH REGENERATION SITES: 8

TOTAL AREA WORKED: 676,493m²

- | | |
|--|------------------------|
| • Eagle Farm Reserve, Eagle Vale | 20,200 m ² |
| • Mansfield Creek, St Helens Park | 147,050 m ² |
| • Panorama Reserve, Glenfield | 2,100 m ² |
| • Quirk Reserve, Bradbury | 2,241 m ² |
| • Redfern Creek, Ingleburn | 4,402 m ² |
| • Spring Creek, St Helens Park | 499,000 m ² |
| • Varroville Reserve, Varroville | 1,200 m ² |
| • Upper Peter Meadows Creek, Minto Heights | 300 m ² |

FAIRFIELD LGA

RUBBISH COLLECTION WORK SITES

TOTAL RUBBISH: 15,690 kgs TOTAL HOURS: 2,347

- Allambie Road Reserve, Edensor Park
- Artie Street, Carramar
- Baragoola Crescent, West Fairfield
- Blackford Street, Fairfield East
- Chifley Street, Smithfield
- Christie Street Wetlands, Prairiewood
- Clarevale Wetlands, Busby Avenue, Edensor Park
- Cutler Road Foreshore, Lansvale
- Devenish Street, Greenfield Park
- Fairfield Park, Fairfield
- Floyd Bay Foreshore, Lansvale
- Hanson Street, Fairfield East
- Hassall Street, Wetherill Park
- Herston Road Ponds, St Johns Park

APPENDIX G

- Horton Street & Hamel Road, Mount Pritchard
- Howard Park, Lansvale
- Joe Broad Reserve, Mount Pritchard
- Kookaburra Reserve, Canley vale
- Landon Street, Fairfield East
- Malta Street, Fairfield East
- Market Street, Smithfield
- Parkes Reserve, Canley Vale
- Parklea Parade, Canley Heights
- Prince Park, Canley Vale
- Prout Park, Oliphant Street, Mount Pritchard
- Rhondda Street, Smithfield
- Rosford Street Reserve, Smithfield
- Shearer Park, Lansvale
- Sherwin Park, Canley Vale
- Smithfield Road, Bonnyrigg

BUSH REGENERATION SITES: 4

TOTAL AREA WORKED: 31,094 m²

- | | |
|----------------------------------|-----------------------|
| • Flying Fox Reserve, Cabramatta | 2,370 m ² |
| • Johnston Park, Canley Vale | 7,200 m ² |
| • Kookaburra Park, Canley Vale | 2,084 m ² |
| • Sherwin Park, Canley Vale | 19,120 m ² |

HURSTVILLE LGA

RUBBISH COLLECTION WORK SITES

TOTAL RUBBISH: 11,067 kgs TOTAL HOURS: 1,833

- Banksia Place, Lugarno
- Basil Street Reserve, Riverwood
- Belmore Road, Peakhurst
- Blackbutt Avenue, Lugarno
- Coleridge Road, Riverwood
- Cypress Drive, Lugarno
- Edith Bay, Lugarno
- Flat Rock Creek, Hymen Street, Peakhurst
- Gannons Park, Lugarno
- Harvey Dixon Reserve Foreshore, Peakhurst
- Johnstone Reserve, Peakhurst
- Murdock Crescent, Lugarno
- Salt Pan Creek Bridge, Peakhurst
- Webb Street, Riverwood
- William Road, Riverwood

BUSH REGENERATION SITES: 4

TOTAL AREA WORKED: 10,426 m²

- | | |
|--------------------------------|----------------------|
| • Gannons Park, Lugarno | 1756 m ² |
| • Lime Kiln Bay, Oatley | 435 m ² |
| • Murdock Crescent, Lugarno | 1,535 m ² |
| • Myles Dunphy Reserve, Oatley | 6,700 m ² |

APPENDIX G

KOGARAH LGA

RUBBISH COLLECTION WORK SITES

TOTAL RUBBISH: 5,081 kgs TOTAL HOURS: 1205

- Baldface Point Reserve, Blakehurst
- Carss Park Seawall, Carss Park
- Claydon Reserve, Sans Souci
- Connells Point Reserve, Connells Point
- Donnelly Park, Kyle Bay
- Dover Park, Blakehurst
- Kogarah Bay Foreshore, Kogarah Bay
- Kyle Bay Foreshore, Kyle Bay
- Neverfail Bay, Oatley
- Oatley Bay Boat Ramp, Hurstville Grove
- Oatley Bay Pleasure Grounds, Oatley
- Poulton Park Mangroves, Morshead Drive, Connells Point
- Sans Souci Park, Sans Souci
- Shipwrights Bay, Blakehurst

BUSH REGENERATION SITES: 4

TOTAL AREA WORKED: 52,130 m²

- | | |
|--------------------------------------|-----------------------|
| • Baldface Point Reserve, Blakehurst | 10,820 m ² |
| • Oatley Point Reserve, Oatley | 27,450 m ² |
| • Poulton Park, Hurstville Grove | 2,010 m ² |
| • Shipwrights Bay, Blakehurst | 11,850 m ² |

LIVERPOOL LGA

RUBBISH COLLECTION WORK SITES

TOTAL RUBBISH: 21,100 kgs TOTAL HOURS: 2,684

- Airfield Drive, Len Waters Estate
- Angle Park, Chipping Norton
- Blackmuscat Park, Chipping Norton
- Brickmakers Creek, Hume Highway, Liverpool
- Cecil Hills Lakes, Cecil Hills
- Clinches Pond, Moorebank
- Collimore Park, Liverpool
- Davy Robinson Park, Chipping Norton
- Enterprise Circuit, Prestons, Industrial Area
- Haigh Park, Lake Moore, Moorebank
- Harvard Reserve, Prestons
- Heron Park, Chipping Norton
- Homestead Park, Chipping Norton
- Hoxton Park Reserve, Hoxton Park
- Kelso Crescent, Moorebank
- Lt Cantello Reserve, Hammondville
- Mawson Drive, Cartwright
- Maxwells Creek, Hill Road, Lurnea
- Maxwells Creek, Hoxton Park Road, Liverpool
- Maxwells Creek, Lyn Parade, Prestons



Poulton Park, Kogarah



Poulton Park, Kogarah

APPENDIX G

- Maxwells Creek, Willan Road, Cartwright
- McMillan Park, Chipping Norton
- Newbridge Road Bridge, Chipping Norton
- Paciullo Park, Liverpool
- Quota Park, Chipping Norton
- Riverside Park, Chipping Norton
- Riverside Road Bushland Edge, Chipping Norton
- Stroud Park, Warwick Farm
- Willan Drive Floodway, Cartwright
- Wonga Road, Lurnea

BUSH REGENERATION SITES: 5 TOTAL AREA WORKED: 73,510 m²

- | | |
|---------------------------------------|-----------------------|
| • Haigh Park, Lake Moore, Moorebank | 300 m ² |
| • Jacqui Osmond Reserve, Warwick Farm | 500 m ² |
| • Riverside Park, Chipping Norton | 65,210 m ² |
| • Stroud Park, Chipping Norton | 7,000 m ² |
| • Wonga Road, Lurnea | 500 m ² |

ROCKDALE LGA

RUBBISH COLLECTION WORK SITES

TOTAL RUBBISH: 13,284 kgs TOTAL HOURS: 2,172

- Bath Street to President Ave, Monterey
- Bicentennial Park, Rockdale
- Burlington Street, Riparian Area, Monterey
- Captain Cook Bridge Northside, Sans Souci
- Dolls Point Foreshore, Dolls Point
- Hawthorne Street Reserve, Ramsgate
- Henson Street to Bestic Street, Brighton Le Sands
- Kyeemagh Beach, Kyeemagh
- Monterey St Riparian Area, Monterey
- President Ave to Brighton Baths, Brighton Le Sands
- Riverside Drive Foreshore & Scott Park, Sandringham
- Tonbridge Creek, Ramsgate
- Tower Beach, Kyeemagh/Mascot

BUSH REGENERATION SITES: 4 TOTAL AREA WORKED: 29,864 m²

- | | |
|--------------------------------------|-----------------------|
| • Hawthorne Street Reserve, Ramsgate | 8,184 m ² |
| • Dolls Point Foredune, Dolls Point | 1,400 m ² |
| • Sandringham Foredune, Sans Souci | 12,780 m ² |
| • Sans Souci Foredune, Sans Souci | 7,500 m ² |

APPENDIX G

SUTHERLAND LGA

RUBBISH COLLECTION WORK SITES

TOTAL RUBBISH: 8,993 kgs TOTAL HOURS: 1,622

- Albert De Lardes Reserve, Illawong
- Balboa Avenue, Kurnell
- Bonna Point Reserve, Kurnell
- Calsil Dune, Kurnell
- Captain Cook Bridge, Southside
- Gwawley Oval, Taren Point
- Heritage Oyster Farm, Taren Point
- Mangrove Boardwalk, Woolooware
- Marton Park, Kurnell
- Port Hacking Road Reserve, Sylvania Waters
- Production Road, Taren Point
- Shorebird Reserve & Mangroves, Taren Point
- Silver Beach, Kurnell
- Solander Playing Field Mangroves, Woolooware
- Taren Point Reserve, Taren Point
- Woolooware Bay Cycleway North, Taren Point
- Woolooware Bay Cycleway South, Taren Point

BUSH REGENERATION SITES: 6 TOTAL AREA WORKED: 31,720 m²

- | | |
|--------------------------------------|-----------------------|
| • Albert De Lardes Reserve, Illawong | 11,925 m ² |
| • Burnum Burnum Reserve, Bonnet Bay | 11,935 m ² |
| • Carina Creek, Como | 2,400 m ² |
| • Green Point Reserve, Oyster Bay | 3,500 m ² |
| • Paruna Reserve, Como | 800 m ² |
| • Woronora Valley, Bangor | 1,160 m ² |

NATIONAL PARKS AND WILDLIFE

RUBBISH COLLECTION WORK SITES

TOTAL RUBBISH: 715 kgs

- Beauty Point, GRNP
- Towra Point Day Beach, Towra Point

